

< i a Ub `F Ygci fW`g `GWYYb]b[`E i Ygh]cbg

Does your institution have any part-time staff?

If you answer **Yes** to this question, you will be provided the screens to report part-time staff.

If you answer **Yes** to this question, you will be provided the screens to report graduate assistants.

Does your institution have 15 or more full-time staff?

If you answer **Yes** to this question, you will be provided the screens to report some data by tenure status.


1, 2017 and October 31, 2018 **full-time permanent staff** **first time** **after a break in service** **November**

If you answer **Yes** to this question, you will be provided the screens to report **full-time permanent new hires** in **Part H**.

Do ALL of the instructional staff at your institution fall into any of the following categories?

If you answer **Yes** to any of the questions below, you will **NOT** be required to report **Part G - Salaries** for instructional staff. However, Part G will still be required for reporting data for full-time non-instructional staff.

You may use the space below to provide context for the data you've reported above.



DUfh5%! : i ~! h]a Y' =bghfi W]cbU`'GhUZZ'Vm5WJXYa]WF Ub_ 'UbX`HYbi fY'GhUhi g!'@Ygg!
H\ Ub!5b bi U`7cbhfUW`h

Number of Full-time Instructional Staff
With Faculty Status
Not on Tenure Track - Less-than-annual Contract

As of November 1, 2018

- Report Hispanic/Latino individuals of any race as Hispanic/Latino
- Report race for non-Hispanic/Latino individuals only
- Include both Primarily Instruction and Instruction Combined with Research and/or Public Service
- Include both medical school and non-medical school staff

Men

Women



DUfh5%! : i `! h]a Y `=bghfi W]cbU`GhUZZ`Vm5WUXYa]WF Ub_`UbX`HYbi fY`GhUhi g`!

DUfh6%! : i"! h]a Y`B cb!]bghfi W]cbU`GhUZZ`VmC`WW dUh]cbU`7UhY[cfm


**Number of Full-time Non-instructional Staff
by Occupational Category**

As of November 1, 2018

- Report Hispanic/Latino individuals of any race as Hispanic/Latino
- Report race for non-Hispanic/Latino individuals only
- Include both medical school and non-medical school staff

Men

Occupational Category	Number of Staff	Percentage of Total
Administrative Support	12	15%
Business Office	8	10%
Food Service	15	19%
Health Services	10	13%
Information Technology	5	6%
Maintenance	18	23%
Medical Support	3	4%
Other	19	24%
Total	80	100%



DUfh6&!': i`!h[a Y`B cb!]bghfi W]cbU`GhUZZ`Vm'A YX]WU`GW cc`GhUhi g

[Redacted Header]			
[Redacted]	[Redacted]	[Redacted]	[Redacted]
[Redacted]	[Redacted]	[Redacted]	[Redacted]
[Redacted]	[Redacted]	[Redacted]	[Redacted]
[Redacted]	[Redacted]	[Redacted]	[Redacted]
[Redacted]	[Redacted]	[Redacted]	[Redacted]

DUfh; ' ! '5j YfU[Y`GU`Uf]Yg`Zcf`=bghfi Wh]cbU`GhUZZ`Vm`5WUXYa]WF Ub_

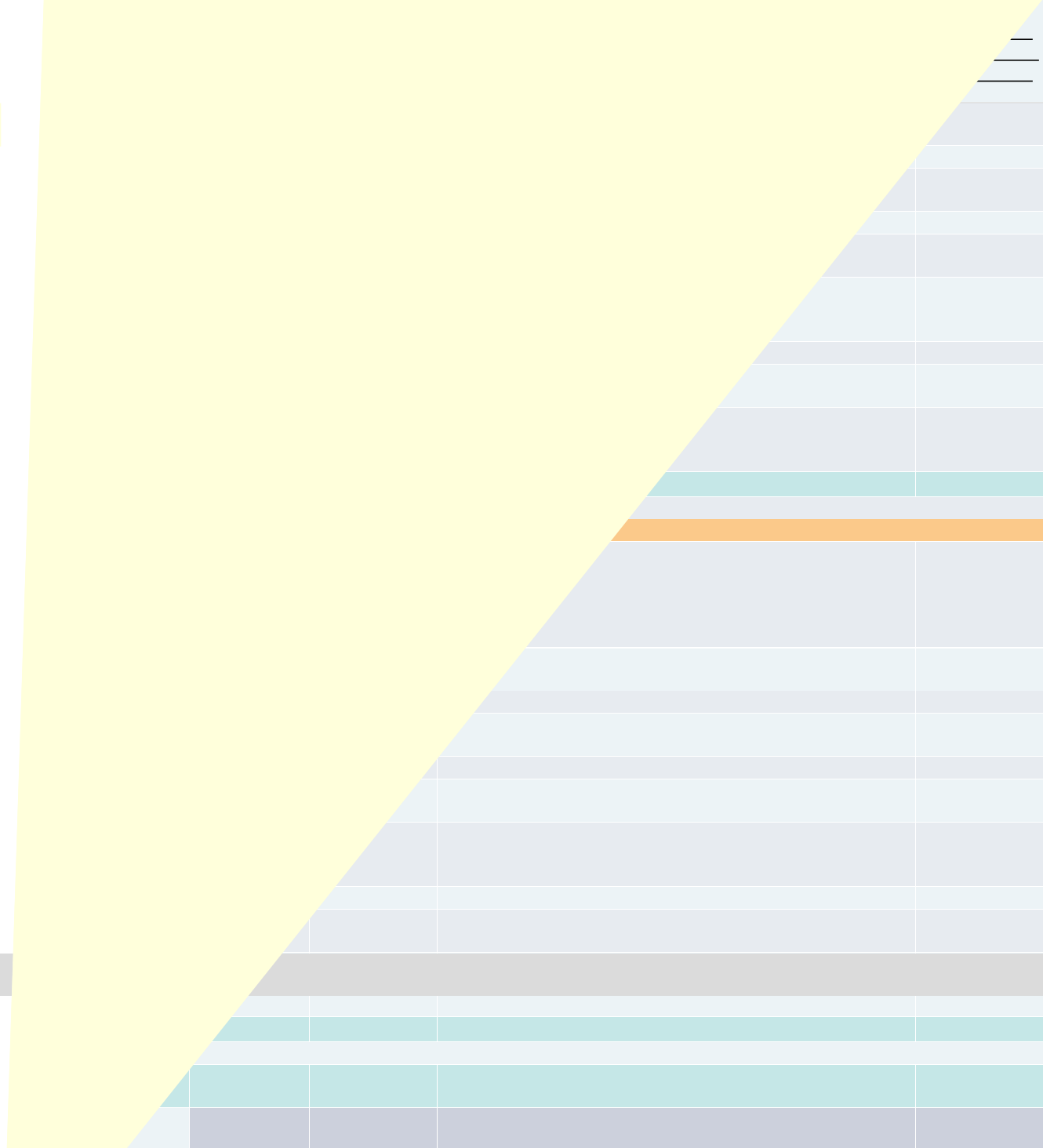
DUfh'8 '! 'DUfh! h]a Y 'GhUZZ'Vm'c WW dUh]cbU''7UhY[cfm

Number of Part-time Staff

As of November 1, 2018

- Report Hispanic/Latino individuals of any race as Hispanic/Latino
- Report race for non-Hispanic/Latino individuals only
- Include both medical school and non-medical school staff

Men



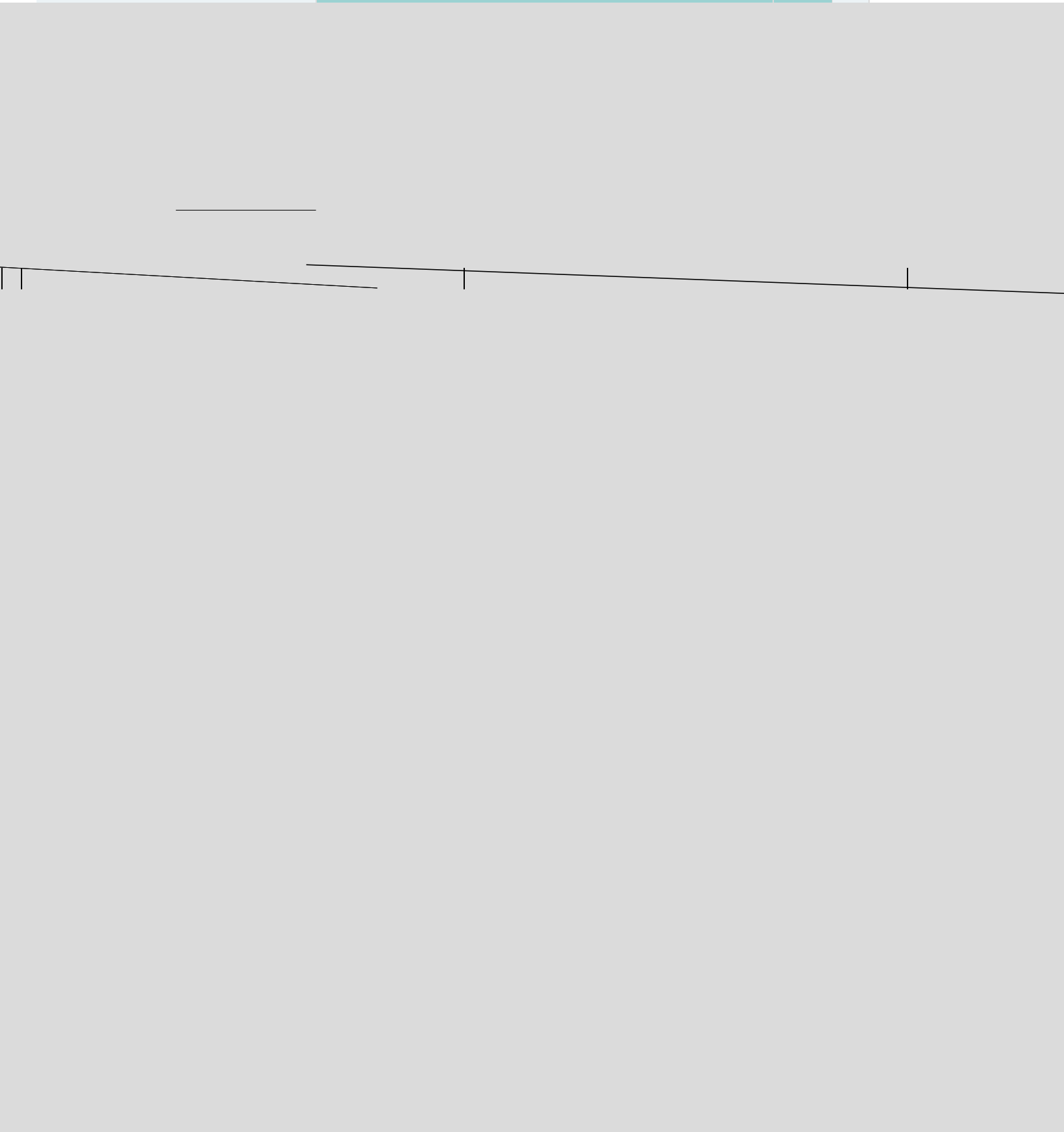
Total women						
Total (men+women)						
		1		17		704

DUFh'9'! 'DUFh h]a Y'GhUZZ'Vm'c VW dUh]cbU'7 UhY[cfmUbX'HYbi fY'GhUhi g

Number of Part-time Staff


As of November 1, 2018

Non-medical school staff







DUfh'9!'Dufh hja Y`GhUZZ`Vm'A YX]WJ``GW cc``GhUhi g





Light gray background		Light gray background	Light gray background
Light blue background	Teal background	Light blue background	Light blue background
Light gray background	Teal background	Light gray background	Light gray background
Light blue background	Teal background	Light blue background	Light blue background
Light gray background	Teal background	Light gray background	Light gray background
Light blue background	Teal background	Light blue background	Light blue background
Teal background		Light teal background	Light teal background
Light gray background		Dark gray background	Dark gray background
Light gray background		Light gray background	Light gray background


Teal background		Light gray background	Light gray background
Teal background		Light blue background	Light blue background
Light gray background		Light gray background	Light gray background
Light gray background	Teal background		Light gray background
Teal background		Light teal background	Light teal background





DUfh: '! DUfh]ja Y`Gi a a UfmA YX]W`gV\cc`ghUZZ





< i a Ub`F Ygci fW`g`Gi fj Ym'9j U`i Uh]cb

Were any staff members difficult to categorize? If so, please explain in the box below.

--

**Number of staff by employment status and occupational category:
Fall 2018**

Production, Transportation, and Material Moving Occupations SOC 51-0000 + 53-0000	65	0	65
--	----	---	----

NOTE: Full-time-equivalent (FTE) staff is calculated by summing the total number of full-time staff and adding one-third of the total number of part-time staff. Graduate assistants are not included in the above figures. Many of the

Human Resources

University of South Florida-Main Campus (137351)

Source	Description	Severity	Resolved	Options
GWfYYb. '8 !`DH`GhUZZ`C WW dUh]cb !`(`				
GWfYYb. '< !`BYk '<]fYg`=bghfi W]cbU`ž`HYbi fY				