

Graduation Rates 2017-18


Institution: University of South Florida-Main Campus (137351)

User ID: P1373511

Overview
































Welcome to the IPEDS Graduation Rates (GR) survey component. The GR component collects data on the cohort of full-time, first-time degree/certificate-seeking undergraduate students and tracks their completion status at 150% of the normal time to complete all requirements of their program of study. This information is collected to assist institutions in complying with the requirements of the Student Right-to-Know Act.



Once a student is in the cohort, they remain in the cohort, even if their status changes to part-time or they drop out or transfer out of the institution. However, adjustments can be made to the cohort for allowable exclusions, which include the death of a student, permanent disability, military deployment, or service on an official church mission or with a foreign aid service of the Federal government.


 When reporting award levels for sub-baccalaureate certificates, determine program length by the number of credit or contact hours, NOT the academic year length in parentheses. The academic year length is meant only to provide context.

-

[Dark Teal Bar]		
[Light Teal Bar]		
[Light Gray Bar]		
[Light Teal Bar]		
[Dark Teal Bar]		
[Dark Teal Bar]		
[Light Gray Bar]		
[Light Gray Bar]		
[Orange Bar]		
[Light Gray Bar]		[Light Gray Bar]
[Light Teal Bar]	[Light Teal Bar]	[Light Teal Bar]
[Light Gray Bar]	[Light Gray Bar]	[Light Gray Bar]
[Light Teal Bar]	[Light Teal Bar]	[Light Teal Bar]







[Grey header bar]						
[Light blue header bar]						
[Dark blue header bar]						
[Orange header bar]						
	[Light blue header bar]					
[Grey]	[Grey]	[Grey]	[Grey]	[Grey]	[Grey]	[Grey]
[Grey]	[Light blue]	[Light blue]	[Light blue]	[Light blue]	[Light blue]	[Light blue]
[Grey]	[Grey]	[Grey]	[Grey]	[Grey]	[Grey]	[Teal]
[Light blue]	[Light blue]	[Light blue]	[Light blue]	[Light blue]	[Light blue]	[Teal]
[Grey]	[Grey]	[Grey]	[Grey]	[Grey]	[Grey]	[Teal]
[Light blue]	[Light blue]	[Light blue]	[Light blue]	[Light blue]	[Light blue]	[Teal]
[Dark blue]						



[Blank header row]				
[Blank header row]				
[Dark teal header row]				
[Light teal header cell]	[Light teal header cell]			
[Dark grey header cell]	[Dark grey header cell]	[Dark grey header cell]	[Dark grey header cell]	[Dark grey header cell]
[Dark grey header cell]	[Light teal header cell]	[Light teal header cell]	[Light teal header cell]	[Light teal header cell]
[Dark grey header cell]	[Dark grey header cell]	[Dark grey header cell]	[Dark grey header cell]	[Dark grey header cell]
[Light teal header cell]	[Light teal header cell]	[Light teal header cell]	[Light teal header cell]	[Light teal header cell]
[Dark grey header cell]	[Dark grey header cell]	[Dark grey header cell]	[Dark grey header cell]	[Dark grey header cell]
[Light teal header cell]	[Teal data cell]	[Teal data cell]	[Teal data cell]	[Teal data cell]
[Blank footer row]				

Graduation and transfer-out rates

Screen 1 of 2		Cohort year 2011		
		Graduation rate	Transfer-out rate	
		71	6	
Men		67	6	
Women		74	7	
Graduation rates for students pursuing bachelor's or equivalent degrees				
	4 year graduation rate	5 year graduation rate	6 year graduation rate	
	42	61	67	
	58	72	74	
	51	67	71	
<u>Nonresident alien</u>	64	78	81	
<u>Hispanic/Latino</u>	50	67	72	
<u>American Indian or Alaska Native</u>	20	20	20	
<u>Asian</u>	64	84	87	
<u>Black or African American</u>	56	70	74	
<u>Native Hawaiian or Other Pacific Islander</u>	78	89	100	
<u>White</u>	49	65	68	
<u>Two or more races</u>	47	63	68	
<u>Race and ethnicity unknown</u>	48	59	62	
<input checked="" type="radio"/> No <input type="radio"/> Yes				
				

