


[Redacted]				
[Redacted]				
[Redacted]	[Redacted]	[Redacted]	[Redacted]	[Redacted]
[Redacted]				
[Redacted]				
[Redacted]	[Redacted]	[Redacted]	[Redacted]	[Redacted]
[Redacted]				
[Redacted]				
[Redacted]				
[Redacted]	[Redacted]	[Redacted]	[Redacted]	[Redacted]

[Redacted]	[Redacted]	[Redacted]	[Redacted]
------------	------------	------------	------------


[Redacted]




Part A1 - Full-time Instructional Staff by Academic Rank


The table contains data for full-time instructional staff by academic rank. It is organized into several sections, with alternating light blue and light grey shaded rows. The data is presented in a grid format with multiple columns and rows. The table is partially obscured by vertical cyan lines on the right side.










[Blue Header Row]					
[Blue Header Row]					
[Orange Header Row]					
[Light Blue Cell]	[Light Blue Cell]	[Light Blue Cell]	[Light Blue Cell]	[Light Blue Cell]	[Light Blue Cell]
[Grey Cell]	[Grey Cell]	[Grey Cell]	[Grey Cell]	[Grey Cell]	[Grey Cell]
[Light Blue Cell]	[Light Blue Cell]	[Light Blue Cell]	[Light Blue Cell]	[Light Blue Cell]	[Light Blue Cell]
[Grey Cell]	[Grey Cell]	[Grey Cell]	[Grey Cell]	[Grey Cell]	[Grey Cell]











[Blue header bar]

[Blue header bar]

[Orange header bar]

[Light blue header bar]

[Light blue header bar]

[Light blue header bar]

[Light blue header bar]

[Light blue header bar]

[Light blue header bar]

[Light blue header bar]

[Light blue header bar]

[Light blue header bar]

[Light blue header bar]

[Light blue header bar]

[Light blue header bar]

[Light blue header bar]

[Light blue header bar]

[Light blue header bar]

[Light blue header bar]

[Light blue header bar]

[Light blue header bar]

[Light blue header bar]

[Light blue header bar]

[Light blue header bar]

[Light blue header bar]

[Light blue header bar]

[Light blue header bar]

[Light blue header bar]

[Light blue header bar]

[Light blue header bar]

[Light blue header bar]

[Light blue header bar]

[Light blue header bar]

[Light blue header bar]

[Light blue header bar]

	<input type="text"/>	<input type="text"/>	<input type="text"/>	<input type="text"/>	
	<input type="text"/>	<input type="text"/>	<input type="text"/>	<input type="text"/>	
	<input type="text"/>	<input type="text"/>	<input type="text"/>	<input type="text"/>	
Total women					
Total (men+women)				⚠	
			1	1	2

[Solid blue bar]

[Solid blue bar]

[Solid orange bar]

--	--	--	--	--	--


--	--	--	--	--	--


--	--	--	--	--	--


--	--

	<input type="text"/>	<input type="text"/>	<input type="text"/>	<input type="text"/>	<input type="text"/>
	<input type="text"/>	<input type="text"/>	<input type="text"/>	<input type="text"/>	<input type="text"/>
	<input type="text"/>	<input type="text"/>	<input type="text"/>	<input type="text"/>	<input type="text"/>
Total women					
Total (men+women)					
	5	12	15	11	12

	<input type="text"/>	<input type="text"/>	<input type="text"/>	<input type="text"/>	<input type="text"/>	
	<input type="text"/>	<input type="text"/>	<input type="text"/>	<input type="text"/>	<input type="text"/>	
	<input type="text"/>	<input type="text"/>	<input type="text"/>	<input type="text"/>	<input type="text"/>	
Total women						
Total (men+women)	⚠					
	1		22		1	691








5502

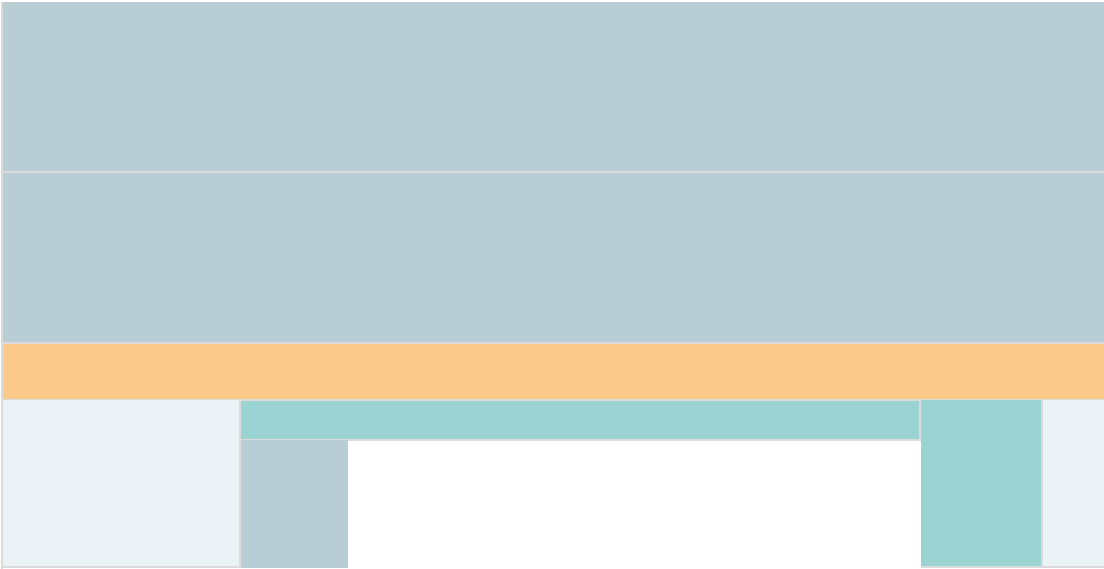
Header Row 1			
Header Row 2			
Light Gray	Light Gray	Light Gray	Light Gray
Light Blue	Teal	Light Blue	Light Blue
Light Gray	Teal	Light Gray	Light Gray
Light Blue	Teal	Light Blue	Light Blue
Light Gray	Teal	Light Gray	

The image displays a complex grid layout with various colored blocks and a grid pattern. The layout is organized into several distinct sections:

- Top Section:** A solid dark blue horizontal bar at the top.
- Second Row:** A light blue horizontal bar.
- Third Row:** A large light gray block on the left, followed by a teal block, a light blue block, a light gray block, a teal block, and a light gray block.
- Fourth Row:** A light blue block on the left, followed by a teal block, a light blue block, a light gray block, a light gray block, a light gray block, a teal block, and a light gray block.
- Grid Section:** A large teal grid area covering the bottom right portion of the layout, starting from the second row and extending to the bottom.

Dark Blue								
Light Blue								
Light Gray		Teal			Light Blue	Light Gray	Teal	Light Gray
Light Blue	Light Blue	Light Gray			Light Blue	Teal	Light Gray	
Light Blue		Teal Grid						
Light Gray	Teal Grid							
Light Blue	Teal Grid							
Light Gray	Teal Grid							
Light Blue	Teal Grid							
Light Gray	Teal Grid							
Light Blue	Teal Grid							

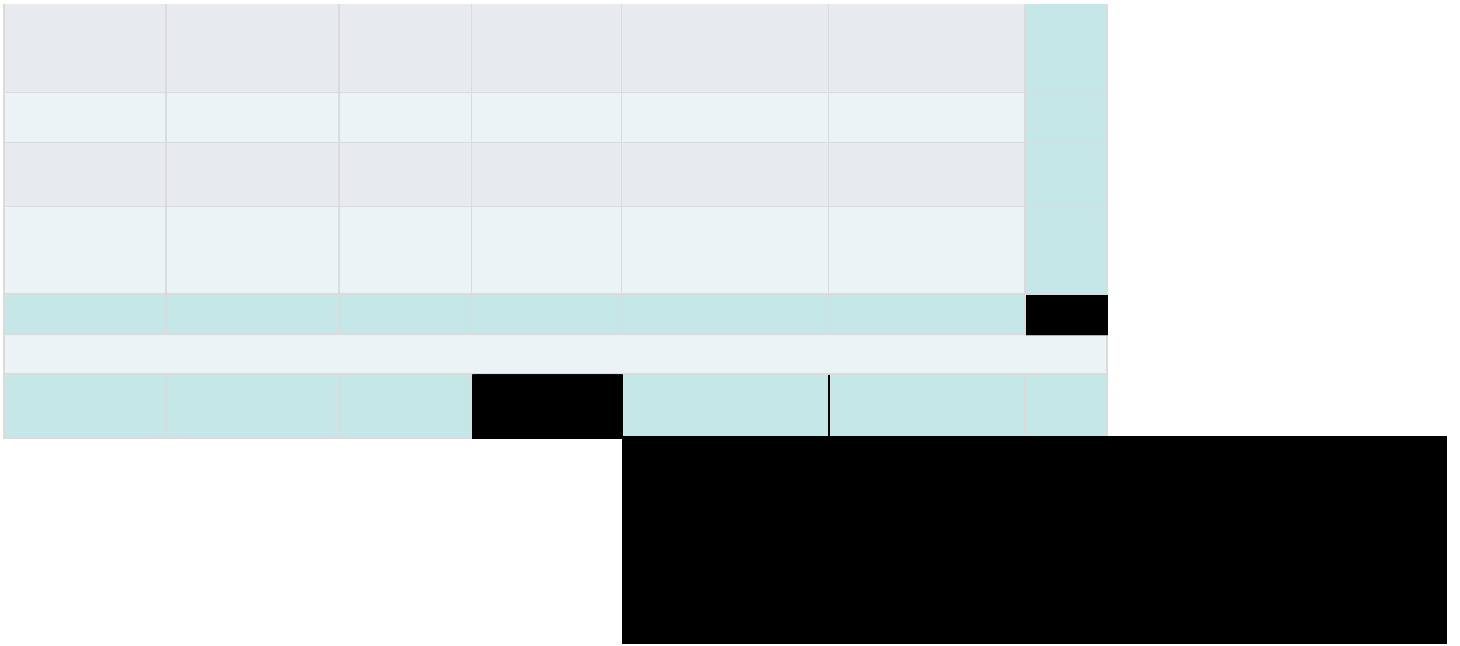




	<input type="text"/>	<input type="text"/>	<input type="text"/>	<input type="text"/>	<input type="text"/>	<input type="text"/>	
Total women							
Total (men+women)							

Section 1				
Section 2				
Section 3				
Light Blue	Light Blue	Light Blue	Light Blue	Light Blue
Grey	Teal	Grey	Grey	Grey
Light Blue	Teal	Light Blue	Light Blue	Light Blue
Grey	Teal	Grey	Grey	Grey
Light Blue	Teal	Light Blue	Light Blue	Light Blue
Grey	Teal	Grey		

	<input type="text"/>	<input type="text"/>	<input type="text"/>	<input type="text"/>	<input type="text"/>
	<input type="text"/>	<input type="text"/>	<input type="text"/>	<input type="text"/>	<input type="text"/>
	<input type="text"/>	<input type="text"/>	<input type="text"/>	<input type="text"/>	<input type="text"/>
	<input type="text"/>	<input type="text"/>	<input type="text"/>	<input type="text"/>	<input type="text"/>
Total women					
Total (men+women)					



Human Resources Su

