

Part Selection

Completion of Part B (Enrollment of Students by Age) is optional

Q̄̄ c̄̄c̄̄ } k̄̄v̄̄ q̄̄^i • q̄̄ Ā - Û [~ c̄̄c̄̄ [ī̄æ



Part A - Fall Enrollment for Full-Time Undergraduate Students

WAKO KUH HIF

Part A - Fall Enrollment for Full-Time Undergraduate Students

Enrollment as of the institution's official fall reporting date or as of October 31st

[Redacted Row]

[Redacted]	[Redacted]	[Redacted]	[Redacted]	[Redacted]	[Redacted]	[Redacted]
------------	------------	------------	------------	------------	------------	------------

[Redacted Row]

[Redacted Row]

[Redacted]	[Redacted]	[Redacted]	[Redacted]	[Redacted]	[Redacted]	[Redacted]

[Redacted Row]

[Redacted Row]

[Redacted Row]

Enrollment as of the institution's first fall reporting date or as of October 15, 2014

CIPCODE: 13.0000 -- Education

Full-time undergraduate students

- Report Hispanic/Latino individuals of any race as Hispanic/Latino
- Report race for non-Hispanic/Latino individuals only

Men

U.S. Department of Education	Race/Ethnicity			Gender	Hispanic/Latino	Total	
	White	Black	Hispanic/Latino				
White	1	0	0	M	0	1	
Black	0	1	0	M	0	1	
Hispanic/Latino	0	0	1	M	1	1	
Other	0	0	0	M	0	0	
Total							2



Vertical watermark text: U.S. DEPARTMENT OF EDUCATION


V, [Á] Á [] Á	G	G	GH	Á	Á	Á
Ú	€	H	i	ÁF	Á	ÁF
Total women	Á€	Ái	Áí€	Ái	Á€	Ái
Á						
Ö	ÁGJ	ÁJi	Áí€	Áí€	Á€	Áí€
Ö	115	185	1,198	1,498		1,498

V, [Á:Á [] ^ Áææ•	J	F	GE	Á€	€	Á€
Úæ&Áæ áÁ@ ææ Á\}\]. }	H	€	Í	Á	€	Á
Total women	Áí H	Á€	Á F€	Á JH	Á	Á Jì
Á						
Ö!æ áÁ æÁ ^} É, [{ ^} D }	Á €H	Á G	Á €H	Á € F	Á F	Á € F G
Ö!æ áÁ æÁ ^} É, [{ ^} D € F G € H						


[Redacted]					
[Redacted]					
[Redacted]					
[Redacted]					
[Redacted]					
[Redacted]					
[Redacted]		[Redacted]		[Redacted]	
[Redacted]		[Redacted]	[Redacted]	[Redacted]	[Redacted]

V, [Á] Á [] Á	F	€	G	Á	€	Á
Ú	F	€	F	Á	€	Á
Total women	Á	Á	Á	Á	Á	Á
Á						
Ö	Á	Á	Á	Á	Á	Á
Ö	31	17	105	153	1	154





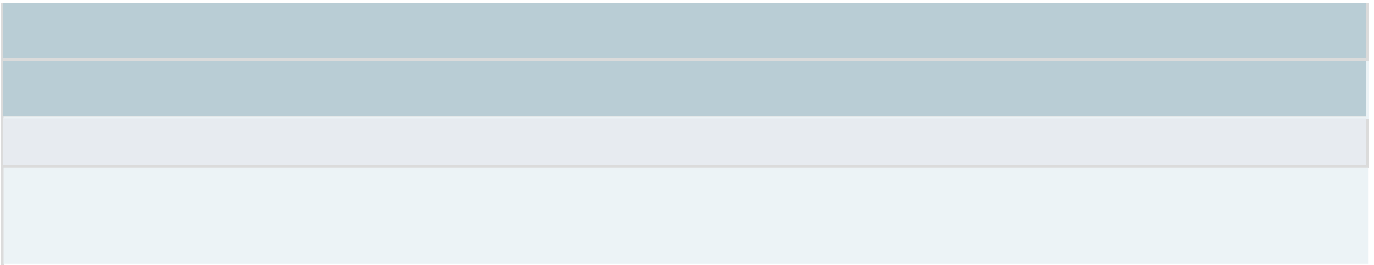
Þætti- og fjöldi	2018	2019	2020	2021	2022	2023
Yfir 16 ára aldri	17	587	3,093	3,697	236	3,933
Yfir 18 ára aldri	17	587	3,093	3,697	236	3,933
Yfir 20 ára aldri	17	587	3,093	3,697	236	3,933
Yfir 25 ára aldri	17	587	3,093	3,697	236	3,933
Yfir 30 ára aldri	17	587	3,093	3,697	236	3,933
Yfir 35 ára aldri	17	587	3,093	3,697	236	3,933
Yfir 40 ára aldri	17	587	3,093	3,697	236	3,933
Yfir 45 ára aldri	17	587	3,093	3,697	236	3,933
Yfir 50 ára aldri	17	587	3,093	3,697	236	3,933
Yfir 55 ára aldri	17	587	3,093	3,697	236	3,933
Yfir 60 ára aldri	17	587	3,093	3,697	236	3,933
Yfir 65 ára aldri	17	587	3,093	3,697	236	3,933
Yfir 70 ára aldri	17	587	3,093	3,697	236	3,933
Yfir 75 ára aldri	17	587	3,093	3,697	236	3,933
Yfir 80 ára aldri	17	587	3,093	3,697	236	3,933
Yfir 85 ára aldri	17	587	3,093	3,697	236	3,933
Yfir 90 ára aldri	17	587	3,093	3,697	236	3,933
Yfir 95 ára aldri	17	587	3,093	3,697	236	3,933
Yfir 100 ára aldri	17	587	3,093	3,697	236	3,933
Total women	17	587	3,093	3,697	236	3,933
Grand total (men+women)	40	1,004	5,892	6,936	430	7,366
Óháðir (men+women)	40	1,004	5,892	6,936	430	7,366



V, [Á] Á [Á] Á	€	F	€	Á	Á	Á
Útvaldið • Áæð	€	€	€	Á	Á	Á
Total women	Á	Á	Á	Á	Á	Á
Á						
Grand total (men+women) L		F	L	É		F

[Bláa lína]							
[Bláa lína]							
[Bláa lína]							
[Bláa lína]							
[Oran lína]							
[Ljósbláa lína]		[Ljósbláa lína]				[Ljósbláa lína]	
[Ljósbláa lína]		[Gráa lína]	[Gráa lína]	[Gráa lína]	[Gráa lína]	[Ljósbláa lína]	
[Ljósbláa lína]		[Ljósbláa lína]	[Ljósbláa lína]	[Ljósbláa lína]	[Ljósbláa lína]	[Ljósbláa lína]	

V, [Á]	€	€	F	Á	Á	Á
Ú	€	€	F	Á	Á	Á
Total women	Á	Á	Á	Á	Á	Á
Á						
Grand total (men+women)	Á	Á	Á	Á	Á	Á
Ö	12	104	517	633		633



V, [Á]	€	Í	F	ÁGG	Á	ÁGG
Ú	€	F	H	Á	Á	Á
Total women	ÁG	ÂH	ÁGÍ	ÁU€	Á€	ÁU€
Á						
Grand total (men+women)	ÁH	Á€H	ÁIF	Ái	Á€	Ái
Ö	7	93	536	636		636

V, [Á] Á [] Á	Á	€	G	ÁG	Á	ÁG
Útáðir	Á	F	F	ÁG	Á	ÁG
Total women	Á€	ÁH	ÁF	ÁG	Á€	ÁG
	Á					
Grand total (men+women)	Á€	Á€	ÁH	ÁH	Á€	ÁH
Öðrir						

Q. cã ç } KÄV, q^!• x̂ Á - Æ[~ öÖ[| ääE ä ÄÖæ] ~• ÄFH Í FD

W^!ÖÜFH Í FF

Part A - Fall Enrollment by ract t + f

UUWV%â#\$\$@1i³ ? v...\$† 0

Part A - Fall Enrollment by race/ethnicity and gender

Enrollment as of the institution's official fall reporting date or as of October 15, 2014

CIPCODE: 52.0000 -- Business, Management, Marketing and Related Support Services

Part-time undergraduate students

- Report Hispanic/Latino individuals of any race as Hispanic/Latino
- Report race for non-Hispanic/Latino individuals on — /


[Redacted Table Content]

V, [Á] Á [Á] Á	€		J	ÁF	Á	

Y @	FÉJÍ	FÊHU	ÁÊÍ
V, [Á Á [! ^ Á æ •	ÏÏ	I J	ÁG
Ú æ Á æ á Á @ æ Á } } [, }	FFF	FHG	ÁG H
Total women	ÁÊÇ	ÁÊ€	ÁÊÍF
V æ Á [{ ^ } Á í á Á ^ æ	3,MMÁ	A 3,0T3	16,20Û
Á			
Grand táatal (

Á			
Grand total (men+women)	Á EH	Á FJ	Á EG
Ö: a á Á c a Q ^) / E			

	Á		
Grand total (men+women)	Á 11	Á 33	Á J1
Ö! a á Á c a Q ^) É, [{ ^} D G F G H	557	310	867



Á			
Grand total (men+women)	Á F	Á G	Á G
Ö!æ åÁ æÁ)É, [{ ^} ÁææðFH	74	21	95



Á			
Grand total (men+women)	Á	Í	Í


Part A - Fall Enrollment by Distance Education Status

Enrollment as of the institution's official fall reporting date or as of October 15, 2014

Á	<u>Undergraduate Students</u>		<u>Graduate Students</u>
Á	<u>Ö^*! ^^Ö^! cāđcā</u> <u>Ú^ \ a *</u>	<u>P [} È</u> <u>Ö^*! ^^Ö^! cāđcā</u> <u>Ú^ \ a *</u>	
Enrolleb			

Part A - Fall Enrollment by Distance Education Status

Of those students enrolled in distance education courses, report the number that are:		Undergraduate Students		Graduate Students
		Úřad vlády České republiky	Úřad vlády České republiky	
Školní rok	Úřad vlády České republiky	Úřad vlády České republiky	Úřad vlády České republiky	Úřad vlády České republiky
Školní rok	Úřad vlády České republiky	Úřad vlády České republiky	Úřad vlády České republiky	Úřad vlády České republiky
Školní rok	Úřad vlády České republiky	Úřad vlády České republiky	Úřad vlády České republiky	Úřad vlády České republiky
Školní rok	Úřad vlády České republiky	Úřad vlády České republiky	Úřad vlády České republiky	Úřad vlády České republiky
Školní rok	Úřad vlády České republiky	Úřad vlády České republiky	Úřad vlády České republiky	Úřad vlády České republiky
Úřad vlády České republiky	Úřad vlády České republiky	Úřad vlády České republiky	Úřad vlády České republiky	Úřad vlády České republiky



Part A - Fall Enrollment - Summary by race/ethnicity

Fall enrollment totals

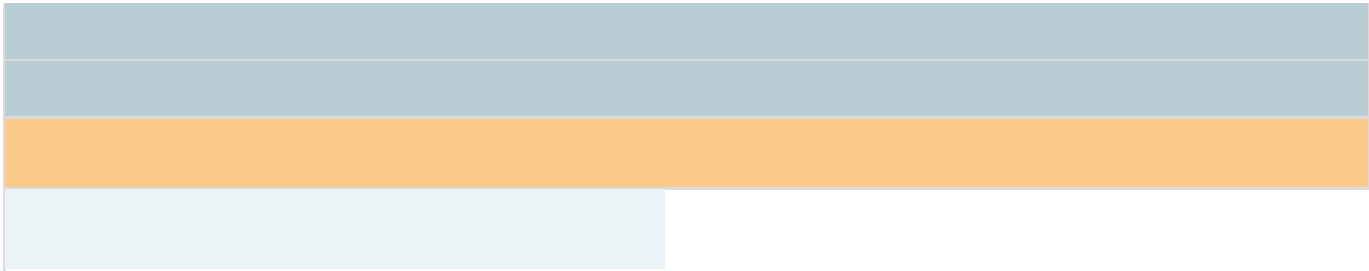
CIPCODE: 14.0000 -- Engineering


Men


White			
Black			
Hispanic			
Asian			
Native Hawaiian/Other Pacific Islander			
Two or more races			
Unknown			
Total			
White			
Black			
Hispanic			
Asian			
Native Hawaiian/Other Pacific Islander			
Two or more races			
Unknown			
Total			

Part A - Fall Enrollment - Summary by race/ethnicity

Fall enrollment totals			
CIPCODE: 26.0000 -- Biological and Biomedical Sciences			









NOTE: These data are optional this year.

Enrollment as of the institution's official fall reporting date or as of October 15, 2014

Age	Full-time Undergraduate Students	
	T^}	Y[{ ^}
Wj a^i Ai	/ IF	/ II
Fj E J	/ GJF	/ I E H
Ge EF	/ H E I H	/ I E I
GGI	/ G I I	/ G E H
G E J	/ I F I	/ I I J
He E H	/ H E E	/ G F G
H I E U	/ I I	/ J F
I E E J		/ F E E



Part B - Fall Enrollment by Age and Gender for Full-time Graduate Students

NOTE: These data are optional this year.

Enrollment as of

Age Group	Gender	Enrollment

Part C - Screening Question

Did any of your first-time degree/certificate-seeking undergraduate students (reported in Part A) enroll within 12 months of graduating high school or receiving the GED?

Já
 Nei

Part C - Residence of First-time Undergraduates

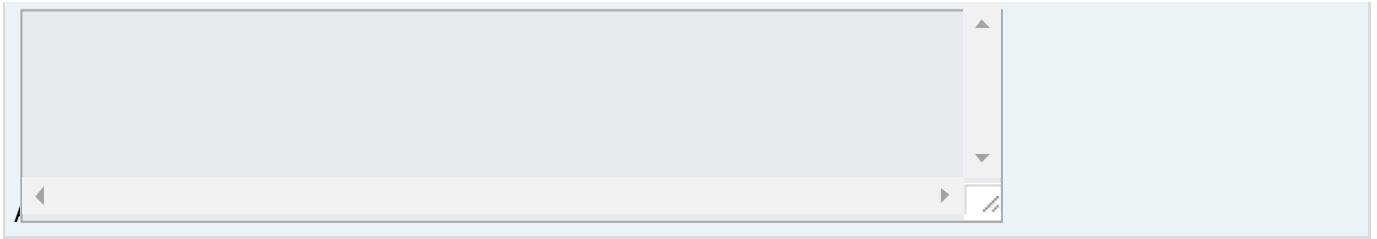
University of Illinois

Part C - Residence of First-time Undergraduates

Enrollment as of the institution's official fall reporting date or as of October 15, 2014

At least one of the following conditions must be met:

<p>Condition 1: The student is a U.S. citizen, permanent resident, or conditional permanent resident.</p>	<p>Condition 2: The student is an alien who has been admitted to the United States as a permanent resident or conditional permanent resident.</p>	<p>Condition 3: The student is an alien who has been admitted to the United States as a non-immigrant and is currently in the United States on a non-immigrant visa that allows for employment.</p>	<p>Condition 4: The student is an alien who has been admitted to the United States as a non-immigrant and is currently in the United States on a non-immigrant visa that allows for temporary employment, and the student's enrollment is directly related to the student's temporary employment.</p>



Part D - Total Undergraduate Entering Class

Total Undergraduate Entering Class, Fall"

Total Undergraduate Entering Class, Fall"	

Q•āāā } KAM, āāā! • āāā - Ū[~ āāā[| āāāā āāā

Part E - First-time Bachelor's Cohort Retention Rate

2019-2020


Part E - First-time Bachelor's Cohort Retention Rate			
Year	2019-2020	2018-2019	2017-2018
2019-2020			
2018-2019			
2017-2018			
2016-2017			
2015-2016			
2014-2015			
2013-2014			
2012-2013			
2011-2012			
2010-2011			
2009-2010			
2008-2009			
2007-2008			
2006-2007			
2005-2006			
2004-2005			
2003-2004			
2002-2003			
2001-2002			
2000-2001			
1999-2000			
1998-1999			
1997-1998			
1996-1997			
1995-1996			
1994-1995			
1993-1994			
1992-1993			
1991-1992			
1990-1991			
1989-1990			
1988-1989			
1987-1988			
1986-1987			
1985-1986			
1984-1985			
1983-1984			
1982-1983			
1981-1982			
1980-1981			
1979-1980			
1978-1979			
1977-1978			
1976-1977			
1975-1976			
1974-1975			
1973-1974			
1972-1973			
1971-1972			
1970-1971			
1969-1970			
1968-1969			
1967-1968			
1966-1967			
1965-1966			
1964-1965			
1963-1964			
1962-1963			
1961-1962			
1960-1961			
1959-1960			
1958-1959			
1957-1958			
1956-1957			
1955-1956			
1954-1955			
1953-1954			
1952-1953			
1951-1952			
1950-1951			
1949-1950			
1948-1949			
1947-1948			
1946-1947			
1945-1946			
1944-1945			
1943-1944			
1942-1943			
1941-1942			
1940-1941			
1939-1940			
1938-1939			
1937-1938			
1936-1937			
1935-1936			
1934-1935			
1933-1934			
1932-1933			
1931-1932			
1930-1931			
1929-1930			
1928-1929			
1927-1928			
1926-1927			
1925-1926			
1924-1925			
1923-1924			
1922-1923			
1921-1922			
1920-1921			
1919-1920			
1918-1919			
1917-1918			
1916-1917			
1915-1916			
1914-1915			
1913-1914			
1912-1913			
1911-1912			
1910-1911			
1909-1910			
1908-1909			
1907-1908			
1906-1907			
1905-1906			
1904-1905			
1903-1904			
1902-1903			
1901-1902			
1900-1901			

Q • æ ð } K W, ð ^! • æ Á - Ú [~ @ [| æ æ æ æ Á ð æ] ~ • Á F H Í F D

W ^! Á ð K Á F H Í F F

Prepared by

Á				
This survey component was prepared by:				
Á	Á Ö Á S ^ @ á ^!	Á Ö Á Ú Ö Ö Ö [} æ & c	Á Ö Á P Ü Ö [} æ & c	Á
Á	Á Ö Á æ æ & Á [} æ & c	Á Ö Á Ö æ æ ^ { æ Æ æ æ ^ Á [} æ & c	Á Ö Á U æ !	Á
Á	P æ ^ K /			



Summary

Fall Enrollment Survey Summary Four-Year Institutions with Graduate Students