

Part Selection

Completion of Part B (Enrollment of Students by Age) is optional this year.

Do you wish to complete Part B this year?

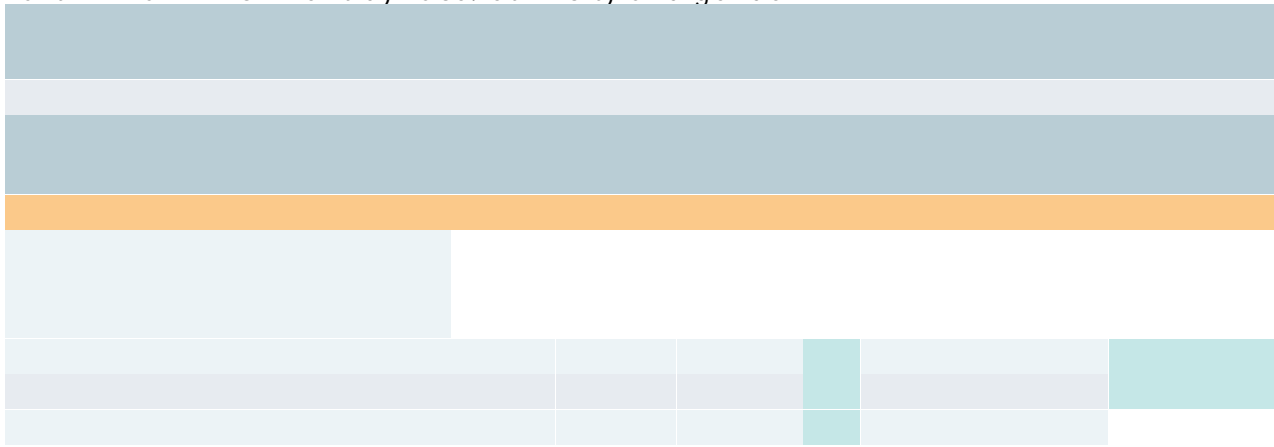
If you select 'Yes', you will be expected to complete the Part B screens.

If you select 'No', you will skip Part B.


No, I will not complete Part B

Yes, I will complete Part B

Part A - Fall Enrollment by race/ethnicity and gender



Part A - Fall Enrollment by Distance Education Status

The table content is redacted with light blue bars. The structure appears to be a table with at least two columns and two rows of data.

Part A - Fall Enrollment by Distance Education Status

Of those students <i>exclusively</i> enrolled in distance education courses, report the number that are:		Undergraduate Students		Graduate Students
		<u>Degree/Certificate Seeking</u>	<u>Non-Degree/Certificate Seeking</u>	
Located in	FL	360	23	222
Located in the U.S. but not in	FL	11	0	4
Located in the U.S. but state/jurisdiction unknown				
Located outside the U.S.		0	0	0
Location unknown/unreported		2	0	0
Total students exclusively enrolled in distance education (from section above)		373	23	226

Part A - Fall Enrollment - Summary by race/ethnicity

Part C - Screening Question

Did any of your first-time degree/certificate-seeking undergraduate students (reported in Part A) enroll within 12 months of graduating high school or receiving their GED?

- No, we do not have any first-time students who enrolled within 12 months of their high school graduation.
- Yes, we have first-time students who enrolled within 12 months of their high school graduation.

You may use the space below to provide context for the data you've reported above.

Part C - Residence of First-time Undergraduates

Part C - Residence of First-time Undergraduates		

I
U
R

of October 15, 2016

as not been skipped.

Of students in column 1, those
who enrolled **within 12 months** of
high school graduation
or receiving their GED
(2)

1

Part E - First-time Bachelor's Cohort Retention Rates (Part-time)

Retention Rates
Part-time, First-time Bachelor's Cohort from Fall 2015


Academic reporters determine the cohort and retention as of the institution's official fall reporting date or as of October 15. Program reporters determine the cohort with enrollment any time between August 1 and October 31, 2015 and retention based on August 1, 2016.

The retention rate is calculated by the system after clicking "Save" on the screen. Exclusions are subtracted from the original cohort and the resulting adjusted cohort is used for calculating the retention rate.

Retention Data Reporting Reminders:

- Include only **part-time, first-time bachelor's-seeking** students in this cohort.
- Determine part-time using Fall 2015 attendance status (e.g. if a student was part-time in Fall 2015, report them in the part-time cohort regardless of their Fall 2016 status).
- If there are no students to report in the cohort, enter zero. Do not leave the field blank.
- Report in the exclusions box (line E7a) the number of students from the cohort who left the institution for any of the following reasons: died or were totally and permanently disabled; to serve in the armed forces (including those called to active duty); to serve with a foreign aid service of the Federal Government (e.g. Peace Corps); or to serve on official church missions.
- Report in the inclusion box (line E7b) first-time bachelor's-seeking study abroad students who were excluded from the first-time cohort (line E6) but who have re-enrolled at the institution their second year.

				Prior year data (Fall 2014 cohort)
PART-TIME, FIRST-TIME BACHELOR'S COHORT RETENTION:				
E6	Part-time, first-time Fall 2015 bachelor's cohort	8	17	
E7a	Exclusions from the Fall 2015 cohort	0	0	
E7b	Inclusions to the Fall 2015 cohort	0		
E8	Adjusted Fall 2015 cohort (line E6 - E7a + E7b)	8	17	
E9	Students from Fall 2015 cohort still enrolled as of Fall 2016	2	8	
E10	Part-time, first-time Fall 2015 bachelor's cohort retention rate (line E9 / line E8)	25%	47	%

 You may use the space below to provide context for the data you've reported above.

These context notes will be posted on the College Navigator website, and should be written to be understood by students and parents.

Prepared by

25 and over	29%
Age unknown	0%

Undergraduate Retention and Graduation Rate Cohort	
First-time, full-time bachelor's seeking student retention rate	70%
First-time, part-time bachelor's seeking student retention rate	25%
Graduation rate cohort as percent of total entering students	48%

Graduate Student Characteristics	
Percent of graduate students who are female	66%
Percent of graduate students who are full-time	23%

Fall Enrollment

University of South Florida-St Petersburg (448840)

Source				
