



Overview

Human Resources Overview

Welcome to the IPEDS Human Resources (HR) survey component. The HR component collects important information about your institution's staff.


Data Reporting Reminders

- Report each employee only once. If an employee could be coded in more than one occupation, code the employee in the occupation that requires the highest level of skill OR if there is no measurable difference in skill requirements, code the employee in the occupation in which they spend the most time.
-



Section 1							
Section 2							
Section 3							
Section 4							
Section 5							
Section 6							
Section 7							
Section 8							
Section 9							
Section 10							
Section 11							
Section 12							
Section 13							
Section 14							
Section 15							
Section 16							
Section 17							
Section 18							
Section 19							
Section 20							
Section 21							
Section 22							
Section 23							
Section 24							
Section 25							
Section 26							
Section 27							
Section 28							
Section 29							
Section 30							
Section 31							
Section 32							
Section 33							
Section 34							
Section 35							
Section 36							
Section 37							
Section 38							
Section 39							
Section 40							
Section 41							
Section 42							
Section 43							
Section 44							
Section 45							
Section 46							
Section 47							
Section 48							
Section 49							
Section 50							
Section 51							
Section 52							
Section 53							
Section 54							
Section 55							
Section 56							
Section 57							
Section 58							
Section 59							
Section 60							
Section 61							
Section 62							
Section 63							
Section 64							
Section 65							
Section 66							
Section 67							
Section 68							
Section 69							
Section 70							
Section 71							
Section 72							
Section 73							
Section 74							
Section 75							
Section 76							
Section 77							
Section 78							
Section 79							
Section 80							
Section 81							
Section 82							
Section 83							
Section 84							
Section 85							
Section 86							
Section 87							
Section 88							
Section 89							
Section 90							
Section 91							
Section 92							
Section 93							
Section 94							
Section 95							
Section 96							
Section 97							
Section 98							
Section 99							
Section 100							

[Redacted]							
[Redacted]							
[Redacted]							
[Redacted]							
[Redacted]		[Redacted]				[Redacted]	[Redacted]
[Redacted]		[Redacted]	[Redacted]	[Redacted]	[Redacted]	[Redacted]	[Redacted]
[Redacted]		[Redacted]					



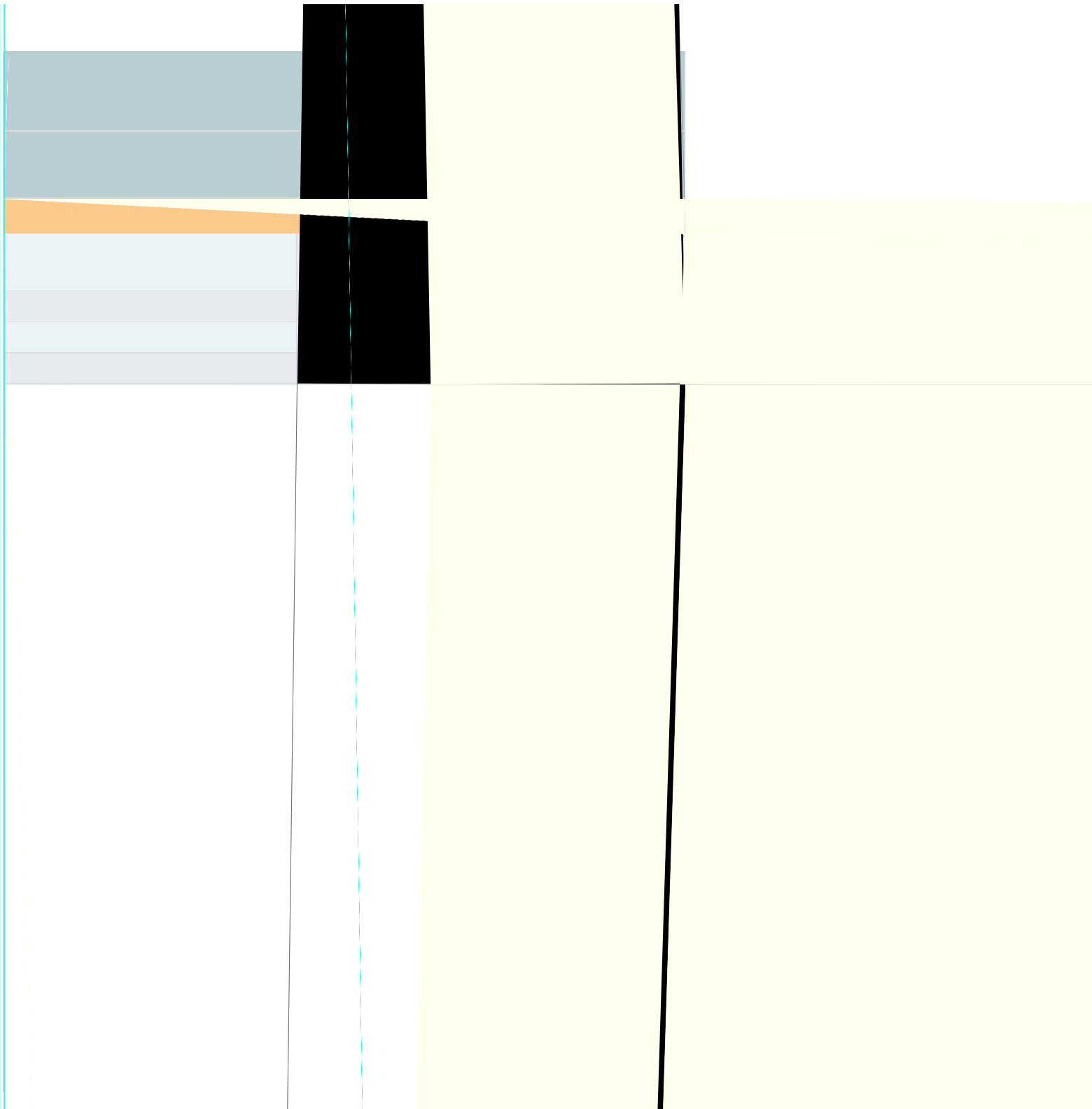
Part A1 - Full-time Instructional Staff - Without Faculty Status


**Number of Full-time Instructional Staff
Without Faculty Status
As of November 1, 2017**

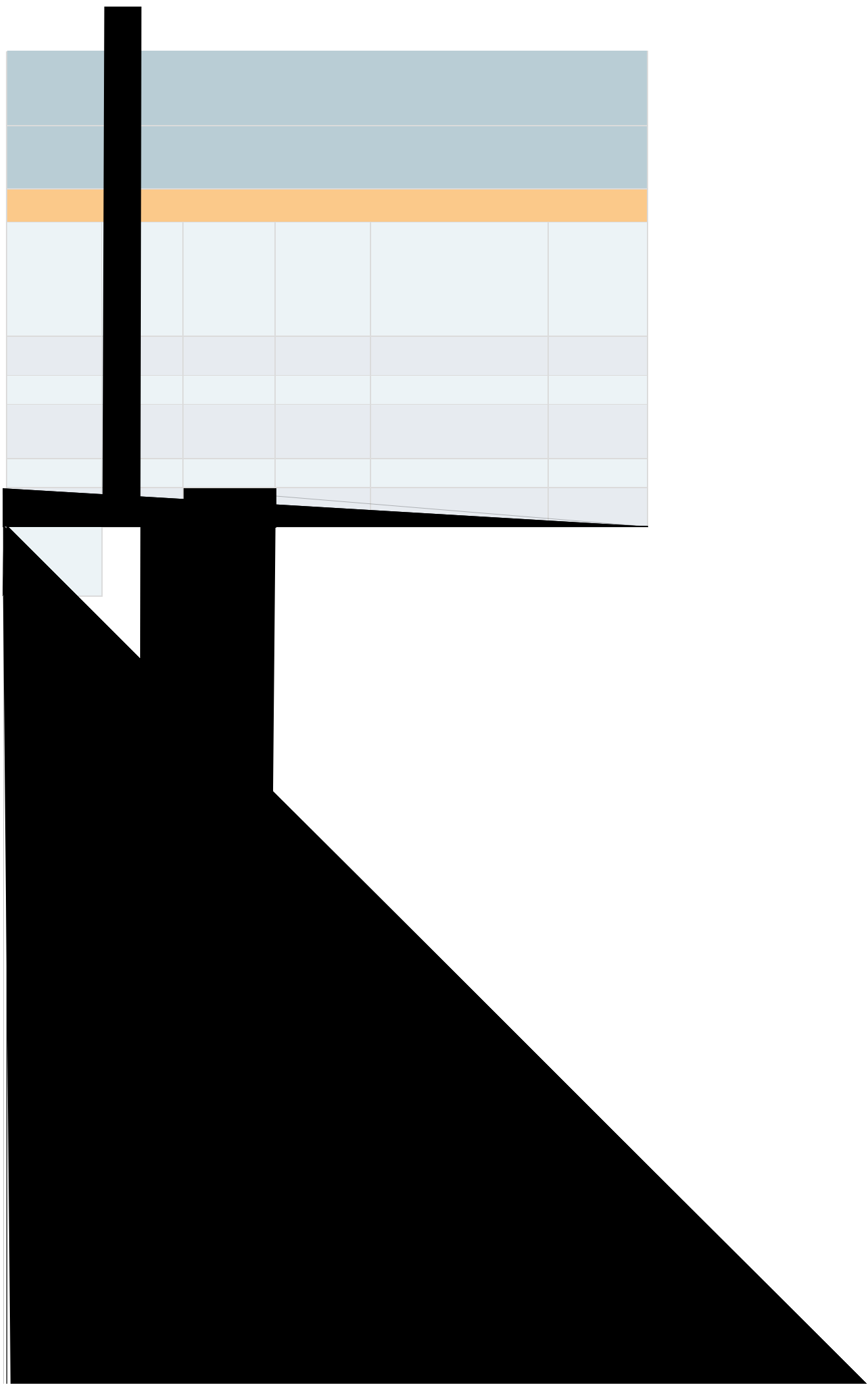
- Report Hispanic/Latino individuals of any race as Hispanic/Latino
- Report race for non-Hispanic/Latino individuals only
- Include both Primarily Instruction and Instruction Combined with Research and/or Public Service



Men	
Race/ethnicity	Without Faculty Status
<u>Nonresident alien</u>	<input type="text" value="0"/>
<u>Hispanic/Latino</u>	<input type="text" value="0"/>
<u>American Indian or Alaska Native</u>	<input type="text" value="0"/>
<u>Asian</u>	<input type="text" value="0"/>
<u>Black or African American</u>	<input type="text" value="0"/>
<u>Native Hawaiian or Other Pacific Islander</u>	<input type="text" value="0"/>
<u>White</u>	<input type="text" value="0"/>
Two or more races	<input type="text" value="0"/>
<u>Race and ethnicity unknown</u>	<input type="text" value="0"/>
Total men	0
Women	
Race/ethnicity	Without Faculty Status
Nonresident alien	<input type="text" value="0"/>
Hispanic/Latino	<input type="text" value="0"/>
American Indian or Alaska Native	<input type="text" value="0"/>
Asian	<input type="text" value="0"/>
Black or African American	<input type="text" value="0"/>
Native Hawaiian or Other Pacific Islander	<input type="text" value="0"/>
White	<input type="text" value="0"/>
Two or more races	<input type="text" value="0"/>
Race and ethnicity unknown	<input type="text" value="0"/>
Total women	0
Total (men+women)	0
Total from prior year	



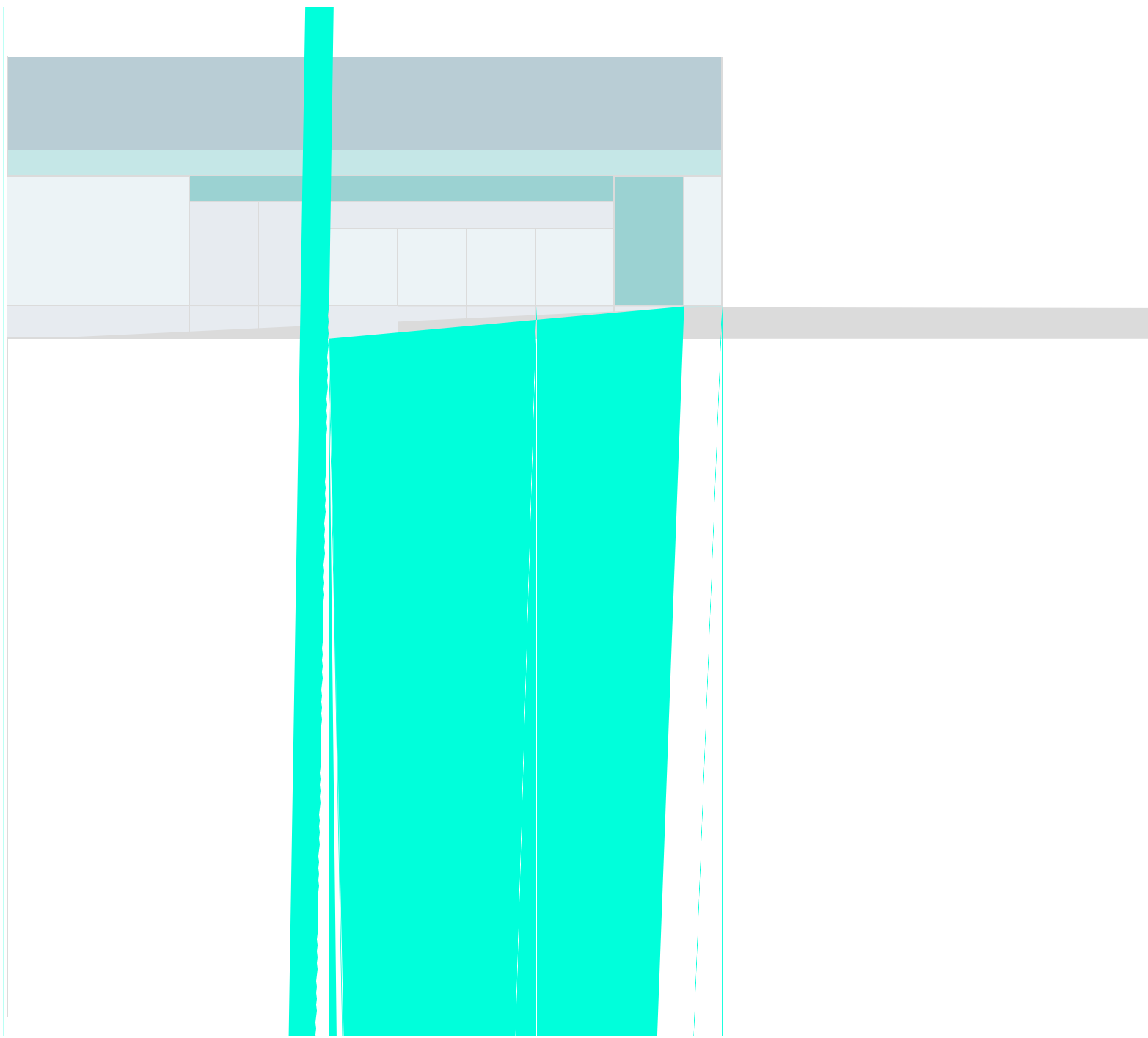





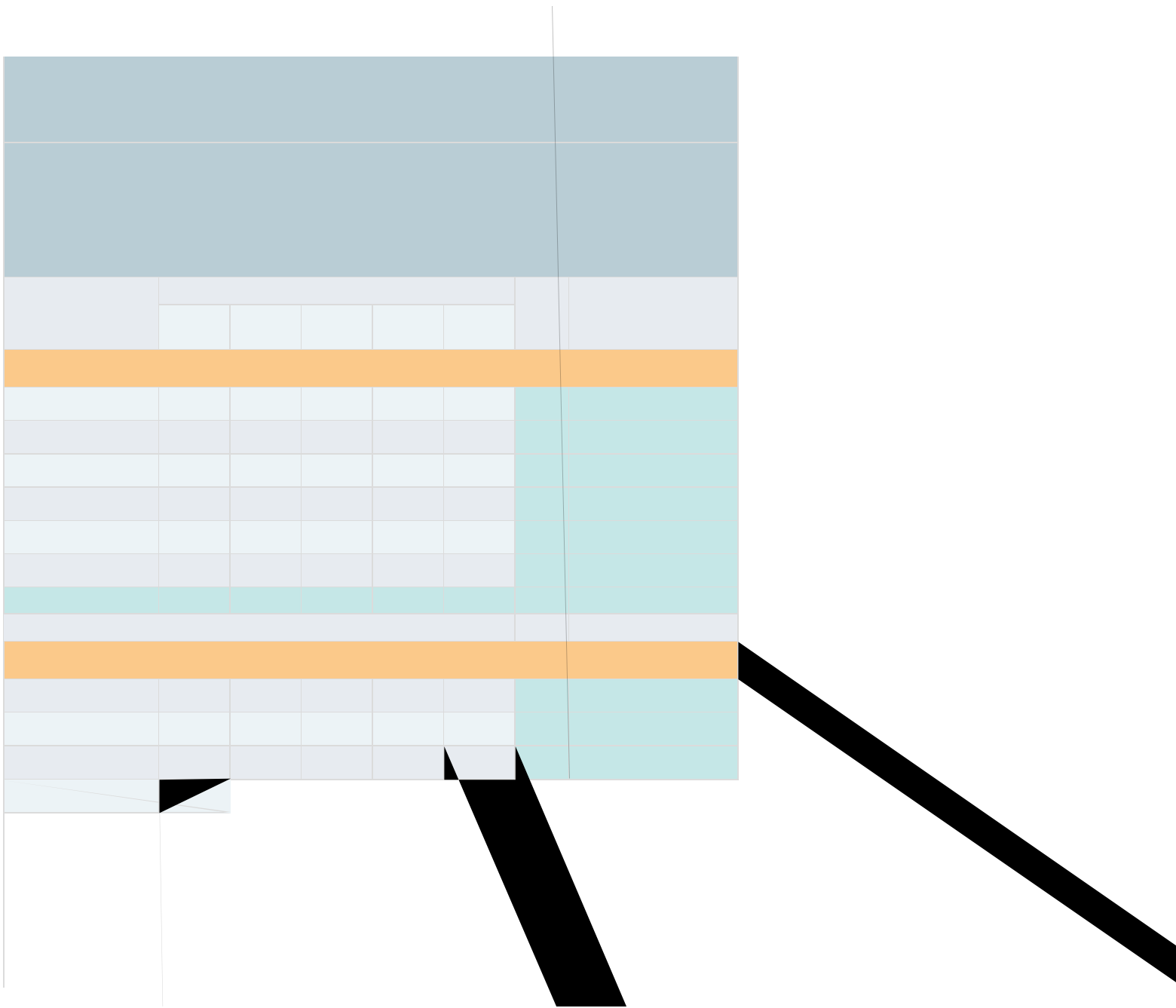















Part G3 - Average Salaries for Instructional Staff by Academic Rank


Average Salary by academic rank for <u>Full-time Instructional Staff</u>						
Annual Average Salaries, 2017-18						
Gender and academic rank	Total staff for salary reporting (from Part G, screen 1)	Annual Average Salaries				Equated 9 months
		12 months	11 months	10 months	9 months	
Men						
Professors	4				141,958	141,958
Associate professors	9				110,943	110,943
Assistant professors	9				76,318	76,318
Instructors	23	73,059			62,154	60,234
Lecturers	0					
No academic rank	0					
Total men	45	73,059			84,867	80,857
Women						
Professors	3				96,121	96,121
Associate professors	11	97,474			85,087	83,998
Assistant professors	8	70,146			83,695	79,809
Instructors	18	69,189			64,121	61,403
Lecturers	0					
No academic rank	0					
Total women	40	74,063			77,141	73,902
Total (men + women)	85	73,561			81,268	77,584

[Dark Teal Header]		
[Light Teal]	[Light Teal]	[Light Teal]
[Light Gray]	[Teal]	[Light Gray]
[Light Teal]		

Header			
Header			
Row 1			
Col 1	Col 2	Col 3	Col 4
Col 1	Col 2	Col 3	Col 4
Col 1	Col 2	Col 3	Col 4
Col 1	Col 2	Col 3	Col 4
Col 1	Col 2	Col 3	Col 4
Col 1	Col 2	Col 3	Col 4
Col 1	Col 2	Col 3	Col 4
Col 1	Col 2	Col 3	Col 4
Col 1	Col 2	Col 3	Col 4
Col 1	Col 2	Col 3	Col 4
Col 1	Col 2	Col 3	Col 4
Col 1	Col 2	Col 3	Col 4
Col 1	Col 2	Col 3	Col 4
Col 1	Col 2	Col 3	Col 4


Blue horizontal bar






[Blue header bar]				
[Blue header bar]				
[Orange header bar]				
[Light blue cell]	[Light blue cell]	[Light blue cell]	[Light blue cell]	[Light blue cell]
[Light blue cell]	[Light blue cell]	[Light blue cell]	[Light blue cell]	[Teal cell]
[Light blue cell]	[Light blue cell]	[Light blue cell]	[Light blue cell]	[Teal cell]
[Light blue cell]	[Light blue cell]	[Light blue cell]	[Light blue cell]	[Teal cell]














Section 1								
Section 2								
Section 3								
Item	Category A						Category B	Category C
	Sub-Item 1	Sub-Item 2	Sub-Item 3	Sub-Item 4	Sub-Item 5	Sub-Item 6		
1	1.1	1.2	1.3	1.4	1.5	1.6	1.7	1.8
2	2.1	2.2	2.3	2.4	2.5	2.6	2.7	2.8
3	3.1	3.2	3.3	3.4	3.5	3.6	3.7	3.8
4	4.1	4.2	4.3	4.4	4.5	4.6	4.7	4.8
5	5.1	5.2	5.3	5.4	5.5	5.6	5.7	5.8
6	6.1	6.2	6.3	6.4	6.5	6.6	6.7	6.8
7	7.1	7.2	7.3	7.4	7.5	7.6	7.7	7.8
8	8.1	8.2	8.3	8.4	8.5	8.6	8.7	8.8
9	9.1	9.2	9.3	9.4	9.5	9.6	9.7	9.8
10	10.1	10.2	10.3	10.4	10.5	10.6	10.7	10.8
11	11.1	11.2	11.3	11.4	11.5	11.6	11.7	11.8
12	12.1	12.2	12.3	12.4	12.5	12.6	12.7	12.8
13	13.1	13.2	13.3	13.4	13.5	13.6	13.7	13.8
14	14.1	14.2	14.3	14.4	14.5	14.6	14.7	14.8
15	15.1	15.2	15.3	15.4	15.5	15.6	15.7	15.8
16	16.1	16.2	16.3	16.4	16.5	16.6	16.7	16.8
17	17.1	17.2	17.3	17.4	17.5	17.6	17.7	17.8
18	18.1	18.2	18.3	18.4	18.5	18.6	18.7	18.8
19	19.1	19.2	19.3	19.4	19.5	19.6	19.7	19.8
20	20.1	20.2	20.3	20.4	20.5	20.6	20.7	20.8
21	21.1	21.2	21.3	21.4	21.5	21.6	21.7	21.8
22	22.1	22.2	22.3	22.4	22.5	22.6	22.7	22.8
23	23.1	23.2	23.3	23.4	23.5	23.6	23.7	23.8
24	24.1	24.2	24.3	24.4	24.5	24.6	24.7	24.8
25	25.1	25.2	25.3	25.4	25.5	25.6	25.7	25.8
26	26.1	26.2	26.3	26.4	26.5	26.6	26.7	26.8
27	27.1	27.2	27.3	27.4	27.5	27.6	27.7	27.8
28	28.1	28.2	28.3	28.4	28.5	28.6	28.7	28.8
29	29.1	29.2	29.3	29.4	29.5	29.6	29.7	29.8
30	30.1	30.2	30.3	30.4	30.5	30.6	30.7	30.8
31	31.1	31.2	31.3	31.4	31.5	31.6	31.7	31.8
32	32.1	32.2	32.3	32.4	32.5	32.6	32.7	32.8
33	33.1	33.2	33.3	33.4	33.5	33.6	33.7	33.8
34	34.1	34.2	34.3	34.4	34.5	34.6	34.7	34.8
35	35.1	35.2	35.3	35.4	35.5	35.6	35.7	35.8
36	36.1	36.2	36.3	36.4	36.5	36.6	36.7	36.8
37	37.1	37.2	37.3	37.4	37.5	37.6	37.7	37.8
38	38.1	38.2	38.3	38.4	38.5	38.6	38.7	38.8
39	39.1	39.2	39.3	39.4	39.5	39.6	39.7	39.8
40	40.1	40.2	40.3	40.4	40.5	40.6	40.7	40.8
41	41.1	41.2	41.3	41.4	41.5	41.6	41.7	41.8
42	42.1	42.2	42.3	42.4	42.5	42.6	42.7	42.8
43	43.1	43.2	43.3	43.4	43.5	43.6	43.7	43.8
44	44.1	44.2	44.3	44.4	44.5	44.6	44.7	44.8
45	45.1	45.2	45.3	45.4	45.5	45.6	45.7	45.8
46	46.1	46.2	46.3	46.4	46.5	46.6	46.7	46.8
47	47.1	47.2	47.3	47.4	47.5	47.6	47.7	47.8
48	48.1	48.2	48.3	48.4	48.5	48.6	48.7	48.8
49	49.1	49.2	49.3	49.4	49.5	49.6	49.7	49.8
50	50.1	50.2	50.3	50.4	50.5	50.6	50.7	50.8
51	51.1	51.2	51.3	51.4	51.5	51.6	51.7	51.8
52	52.1	52.2	52.3	52.4	52.5	52.6	52.7	52.8
53	53.1	53.2	53.3	53.4	53.5	53.6	53.7	53.8
54	54.1	54.2	54.3	54.4	54.5	54.6	54.7	54.8
55	55.1	55.2	55.3	55.4	55.5	55.6	55.7	55.8
56	56.1	56.2	56.3	56.4	56.5	56.6	56.7	56.8
57	57.1	57.2	57.3	57.4	57.5	57.6	57.7	57.8
58	58.1	58.2	58.3	58.4	58.5	58.6	58.7	58.8
59	59.1	59.2	59.3	59.4	59.5	59.6	59.7	59.8
60	60.1	60.2	60.3	60.4	60.5	60.6	60.7	60.8
61	61.1	61.2	61.3	61.4	61.5	61.6	61.7	61.8
62	62.1	62.2	62.3	62.4	62.5	62.6	62.7	62.8
63	63.1	63.2	63.3	63.4	63.5	63.6	63.7	63.8
64	64.1	64.2	64.3	64.4	64.5	64.6	64.7	64.8
65	65.1	65.2	65.3	65.4	65.5	65.6	65.7	65.8
66	66.1	66.2	66.3	66.4	66.5	66.6	66.7	66.8
67	67.1	67.2	67.3	67.4	67.5	67.6	67.7	67.8
68	68.1	68.2	68.3	68.4	68.5	68.6	68.7	68.8
69	69.1	69.2	69.3	69.4	69.5	69.6	69.7	69.8
70	70.1	70.2	70.3	70.4	70.5	70.6	70.7	70.8
71	71.1	71.2	71.3	71.4	71.5	71.6	71.7	71.8
72	72.1	72.2	72.3	72.4	72.5	72.6	72.7	72.8
73	73.1	73.2	73.3	73.4	73.5	73.6	73.7	73.8
74	74.1	74.2	74.3	74.4	74.5	74.6	74.7	74.8
75	75.1	75.2	75.3	75.4	75.5	75.6	75.7	75.8
76	76.1	76.2	76.3	76.4	76.5	76.6	76.7	76.8
77	77.1	77.2	77.3	77.4	77.5	77.6	77.7	77.8
78	78.1	78.2	78.3	78.4	78.5	78.6	78.7	78.8
79	79.1	79.2	79.3	79.4	79.5	79.6	79.7	79.8
80	80.1	80.2	80.3	80.4	80.5	80.6	80.7	80.8
81	81.1	81.2	81.3	81.4	81.5	81.6	81.7	81.8
82	82.1	82.2	82.3	82.4	82.5	82.6	82.7	82.8
83	83.1	83.2	83.3	83.4	83.5	83.6	83.7	83.8
84	84.1	84.2	84.3	84.4	84.5	84.6	84.7	84.8
85	85.1	85.2	85.3	85.4	85.5	85.6	85.7	85.8
86	86.1	86.2	86.3	86.4	86.5	86.6	86.7	86.8
87	87.1	87.2	87.3	87.4	87.5	87.6	87.7	87.8
88	88.1	88.2	88.3	88.4	88.5	88.6	88.7	88.8
89	89.1	89.2	89.3	89.4	89.5	89.6	89.7	89.8
90	90.1	90.2	90.3	90.4	90.5	90.6	90.7	90.8
91	91.1	91.2	91.3	91.4	91.5	91.6	91.7	91.8
92	92.1	92.2	92.3	92.4	92.5	92.6	92.7	92.8
93	93.1	93.2	93.3	93.4	93.5	93.6	93.7	93.8
94	94.1	94.2	94.3	94.4	94.5	94.6	94.7	94.8
95	95.1	95.2	95.3	95.4	95.5	95.6	95.7	95.8
96	96.1	96.2	96.3	96.4	96.5	96.6	96.7	96.8
97	97.1	97.2	97.3	97.4	97.5	97.6	97.7	97.8
98	98.1	98.2	98.3	98.4	98.5	98.6	98.7	98.8
99	99.1	99.2	99.3	99.4	99.5	99.6	99.7	99.8
100	100.1	100.2	100.3	100.4	100.5	100.6	100.7	100.8






Human Resources Survey Evaluation

Were any staff members difficult to categorize?





Human Resources

University of South Florida-Sarasota-Manatee (451671)

Source	Description	Severity	Resolved	Options
Screen: H - New Hires Instructional, Tenure				
Perform Edits	The total number of new hires (14) is outside the expected range of between 2 and 12 based on the number of full-time staff reported in the prior year and the number of full-time staff reported in part A. Please correct your data or explain. (Error #1393)	Explanation	Yes	
Reason:	Data is correct. Hired 2 more faculty members than we did the prior year.			