

Institution: University of South Florida Sarasota-Manatee (451671)
User ID: P4516711

Overview

Human Resources Overview

Welcome to the IPEDS Human Resources (HR) survey component. This survey collects important information about your institution's faculty and staff.

Recent changes

- New occupational categories replaced the primary function/occupational activity categories previously used in the IPEDS HR survey. The change was required to align the IPEDS HR categories with the 2010 Standard

Human Resources Screening Questions

Does your institution have any part-time staff?

*If you answer **Yes** to this question, you will be provided the screens to report part-time staff.*

	Yes	No
--	-----	----

Does your institution have 15 or more full-time staff?

	Yes	No
--	-----	----

Do ALL of the instructional staff at your institution fall into any of the following categories?

*If you answer **Yes** to any of the questions below, the full-time instructional staff screens of **Part G** are **NOT** applicable to your institution and you will **NOT** be required to report data for the full-time instructional staff screens of **Part G**. However, Part G will still be required for reporting data for full-time non-instructional staff.*

No	Yes	Are ALL of the instructional staff military personnel?
----	-----	--

No	Yes	Do ALL of the instructional staff contribute their services (e.g., members of a religious order)?
----	-----	---

No	Yes	Do ALL of the instructional staff teach pre-clinical or clinical medicine?
----	-----	--

The reporting of data by gender AND race/ethnicity is optional this year as it is in even-n **ven-n**

ven-n

AND ra E

ow, the full'

Institution: University of South Florida Sarasota-Manatee (451671)
User ID: P4516711


Human Resources Screening Questions

Native Hawaiian or Other Pacific Islander										
White	0	1	6	2	0	0				9
Two or more races	0	0	0	0	0	0				0
Race and ethnicity unknown	0	0	1	0	0	0				1
Total women		0	1	9	2	0		0	0	12
Total (men+women)		2	1	16	2	0		0	0	21

Part A - Full-time instructional staff

[Redacted]						
[Redacted]						
[Redacted]	[Redacted]	[Redacted]	[Redacted]	[Redacted]	[Redacted]	[Redacted]
[Redacted]						
[Redacted]	[Redacted]	[Redacted]	[Redacted]	[Redacted]	[Redacted]	[Redacted]
[Redacted]	[Redacted]	[Redacted]	[Redacted]	[Redacted]	[Redacted]	[Redacted]
[Redacted]	[Redacted]					

Part A - Full-time instructional staff

A large rectangular area of the page is completely redacted with a solid light blue-grey color, obscuring all text and data that would otherwise be present in the table.

Native Hawaiian or Other Pacific Islander								
White	0	0	0	10	0	0		10
Two or more races	0	0	0	0	0	0		0
Race and ethnicity unknown	0	0	0	0	0	0		0
Total women	0	0	0	13	0	0		13
Total (men+women)	0	0	0	22	0	0		22

Part A - Full-time instructional staff

The table is a redacted data grid. It features a header section at the top consisting of two solid blue rows. Below this is a solid grey row. The main body of the table is a grid of light grey cells, with the second row of this grid highlighted in orange. The grid has 7 columns and 8 rows. The final row of the grid is shorter, with only the first two cells visible. The rightmost column of the grid contains a vertical strip of teal-colored cells, likely representing a total or average column.

Part A - Full-time instructional staff

[Redacted]	
[Redacted]	
[Redacted]	[Redacted]
[Redacted]	[Redacted]
[Redacted]	[Redacted]
[Redacted]	[Redacted]

Institution: University of South Florida Sarasota-Manatee (451671)
User ID: P4516711

Part A - Full-time instructional staff - Totals

Part A - Full-time instructional staff - Totals		

<u>Race and ethnicity unknown</u>	1	
Total women	33	


Part B - Full-time non-instructional staff

[Redacted]					
[Redacted]					
[Redacted]	[Redacted]	[Redacted]	[Redacted]	[Redacted]	[Redacted]
[Redacted]	[Redacted]	[Redacted]	[Redacted]	[Redacted]	[Redacted]
[Redacted]	[Redacted]	[Redacted]	[Redacted]	[Redacted]	[Redacted]
[Redacted]	[Redacted]	[Redacted]	[Redacted]	[Redacted]	[Redacted]
[Redacted]	[Redacted]	[Redacted]	[Redacted]	[Redacted]	[Redacted]
[Redacted]	[Redacted]	[Redacted]	[Redacted]	[Redacted]	[Redacted]
[Redacted]	[Redacted]	[Redacted]	[Redacted]	[Redacted]	[Redacted]
[Redacted]	[Redacted]	[Redacted]	[Redacted]	[Redacted]	[Redacted]
[Redacted]	[Redacted]	[Redacted]	[Redacted]	[Redacted]	[Redacted]

[Redacted]



Black or African American						0
Native Hawaiian or Other Pacific Islander						81
White						



Total women	39	0	0
Total (men+women)	64	0	0

Native Hawaiian or Other Pacific Islander						0
White						0
Two or more races						0
Race and ethnicity unknown						0
Total women	0	0	0	0	0	0
Total (men+women)	0	0	0	0	0	0

Part D - Part-time staff

**Number of part-time staff
by occupational category, gender, and race/ethnicity**

As of November 1, 2012

•Report Hispanic/Latino individuals of any race as Hispanic/Latino

•Report race for non-Hispanic/Latino individuals only

Gender and race/ethnicity	Management Occupations	Business and Financial Operations Occupations	Computer, Engineering, and Science Occupations	Community Service, Legal, Arts, and Media Occupations	Healthcare Practitioners and Technical Occupations
Men					
Nonresident alien					
Hispanic/Latino					
American Indian or Alaska Native					
Asian					
Black or African American					
Native Hawaiian or Other Pacific Islander					
White					
Two or more races					
Race and ethnicity unknown					
Total men	0	0	0	0	0
Women					
Nonresident alien					
Hispanic/Latino					
American Indian or Alaska Native					

Part D - Part-time staff

**Number of part-time staff
by occupational category, gender, and race/ethnicity**

As of November 1, 2012

•Report Hispanic/Latino individuals of any race as Hispanic/Latino

•Report race for non-Hispanic/Latino individuals only

Gender and race/ethnicity	<u>Service Occupations</u>	<u>Sales and Related Occupations</u>	<u>Office and Administrative Support Occupations</u>	<u>Natural Resources, Construction, and Maintenance Occupations</u>	<u>Production, Transportation, and Material Moving Occupations</u>	Grand Total (All part-time staff)
Men						
<u>Nonresident alien</u>	10					0
<u>Hispanic/Latino</u>						1
<u>American Indian or Alaska Native</u>						0
<u>Asian</u>						0
<u>Black or African American</u>						0
<u>Native Hawaiian or Other Pacific Islander</u>						0
<u>White</u>						23
<u>Two or more races</u>						0
<u>Race and ethnicity unknown</u>						1
Total men	0	0	0	0	0	25
Women						
<u>Nonresident alien</u>						0
<u>Hispanic/Latino</u>						2
<u>American Indian or Alaska Native</u>						0
<u>Asian</u>						0
						1

Black or African American						
Native Hawaiian or Other Pacific Islander						0
White						33
Two or more races						

Part E - Part-time staff

**Number of part-time staff
by tenure status and occupational category**

As of November 1, 2012

Occupational category	Tenured	On Tenure Track	Not on Tenure Track			Without Faculty status	Total
			Multi-year contract	Annual contract	Less-than-annual contract		
<u>Postsecondary Teachers</u>	0	0	0	64	0	0	64
<u>Instruction</u>	0	0	0	0	0	0	0
<u>Exclusively credit</u>	0	0	0	0	0	0	0
<u>Exclusively not-for-credit</u>	0	0	0	0	0	0	0
<u>Combined credit/not-for-credit</u>							0
<u>Instruction/research/public service</u>							64
<u>Research</u>							0
<u>Public Service</u>							0
<u>Archivists, Curators, and Museum Technicians</u>							0
<u>Librarians</u>							0
<u>Library Technicians</u>							0
<u>Other Teachers and Instructional Support Staff</u>							0
<u>Management Occupations</u>							0
<u>Business and Financial Operations Occupations</u>							0
<u>Computer, Engineering, and Science Occupations</u>							0
<u>Community Service, Legal, Arts, and Media Occupations</u>							0
<u>Healthcare Practitioners and Technical Occupations</u>							0

Community Service, Legal, Arts, and Media		
Library and Instructional Support		0
Healthcare Practitioners and Technical		0
Total		71

Native Hawaiian or Other Pacific Islander							0
White							1
Two or more races							0
Race and ethnicity unknown							0
Total women							

White	1	0	0	0
Two or more races	0	0	0	0
Race and ethnicity unknown	0	0	0	0
Total women	1	0	0	0
Total (men+women)	2	0	0	0


Institution: University of South Florida Sarasota-Manatee (451671)
User ID: P4516711

Part H - New Hires - Full-time non-instructional staff

Part H - New Hires - Full-time non-instructional staff and Total New Hires

[Redacted]					
[Redacted]	[Redacted]	[Redacted]	[Redacted]	[Redacted]	[Redacted]
[Orange Highlighted Row]					
[Redacted]	[Redacted]	[Redacted]	[Redacted]	[Redacted]	[Teal]
[Redacted]	[Redacted]	[Redacted]	[Redacted]	[Redacted]	[Teal]
[Redacted]	[Redacted]	[Redacted]	[Redacted]	[Redacted]	[Teal]
[Redacted]	[Redacted]	[Redacted]	[Redacted]	[Redacted]	[Teal]

Institution: University of South Florida Sarasota-Manatee (451671)
User ID: P4516711



Institution: University of South Florida Sarasota-Manatee (451671)
User ID: P4516711

Prepared by

This survey component was prepared by:

	Keyholder	SFA Contact	HR Contact	Finance Contact		Other
Name:						

Human Resources

University of South Florida Sarasota-Manatee (451671)

Source				
