


IPEDS

IPEDS



:

(137351)

: 1373511

: (187351)

: 1373511

Does your institution have any part-time staff?

-
-

Does your institution have graduate assistants?

-
-

Does your institution have 15 or more full-time staff?

-
-

Does your institution have a tenure system?

-
-


Did your institution hire any full-time permanent staff who were included on the payroll of the institution between November 1, 2020 and

November 1, 2021

[Redacted]							
[Redacted]							
[Redacted]							
[Redacted]							
[Redacted]							
[Redacted]							

[Redacted]	[Redacted]					[Redacted]	[Redacted]
	[Redacted]	[Redacted]	[Redacted]	[Redacted]	[Redacted]		
[Redacted]							
[Redacted]							
[Redacted]							
[Redacted]							
[Redacted]							
[Redacted]							
[Redacted]							
[Redacted]							
[Redacted]							
[Redacted]							

[Redacted]							
[Redacted]							

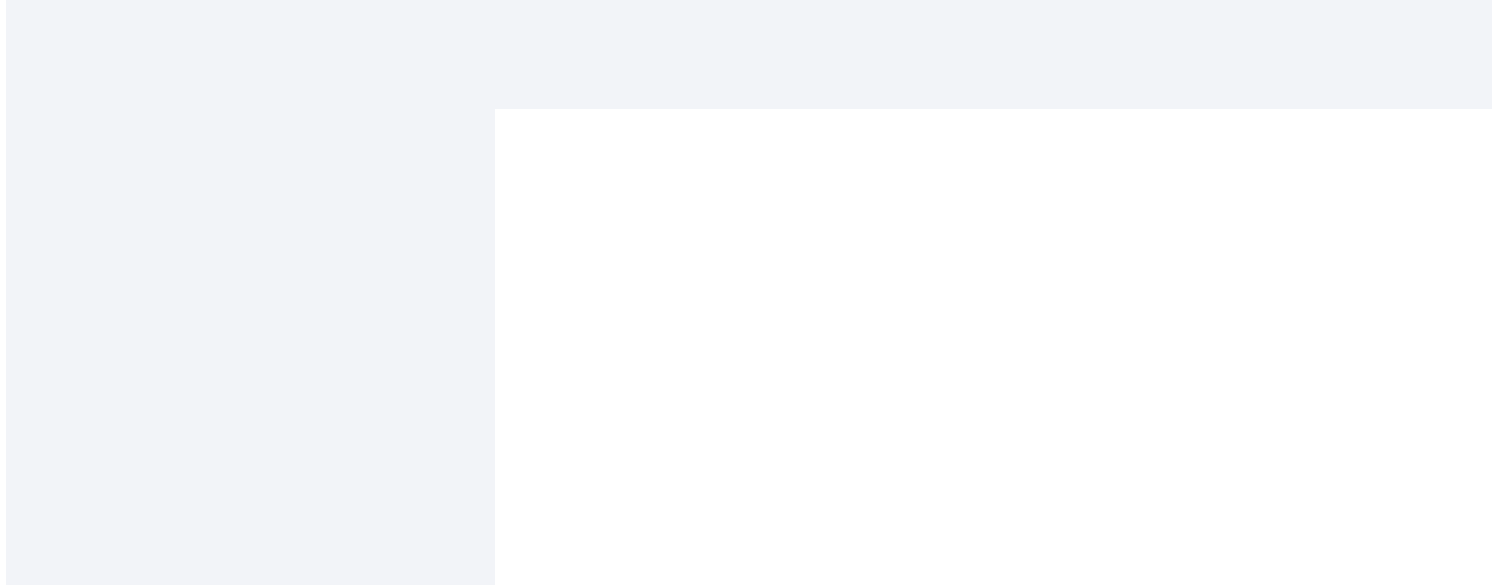


: (187351)
1 - - // /

: 1373511

Number of Full-time Instructional Staff With Faculty Status Not on Tenure Track - Multi-Year Contract
1, 2021


• / / /

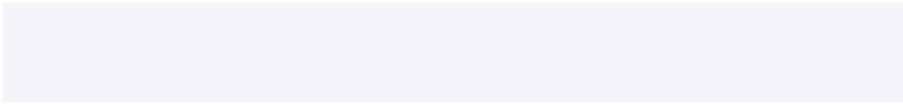
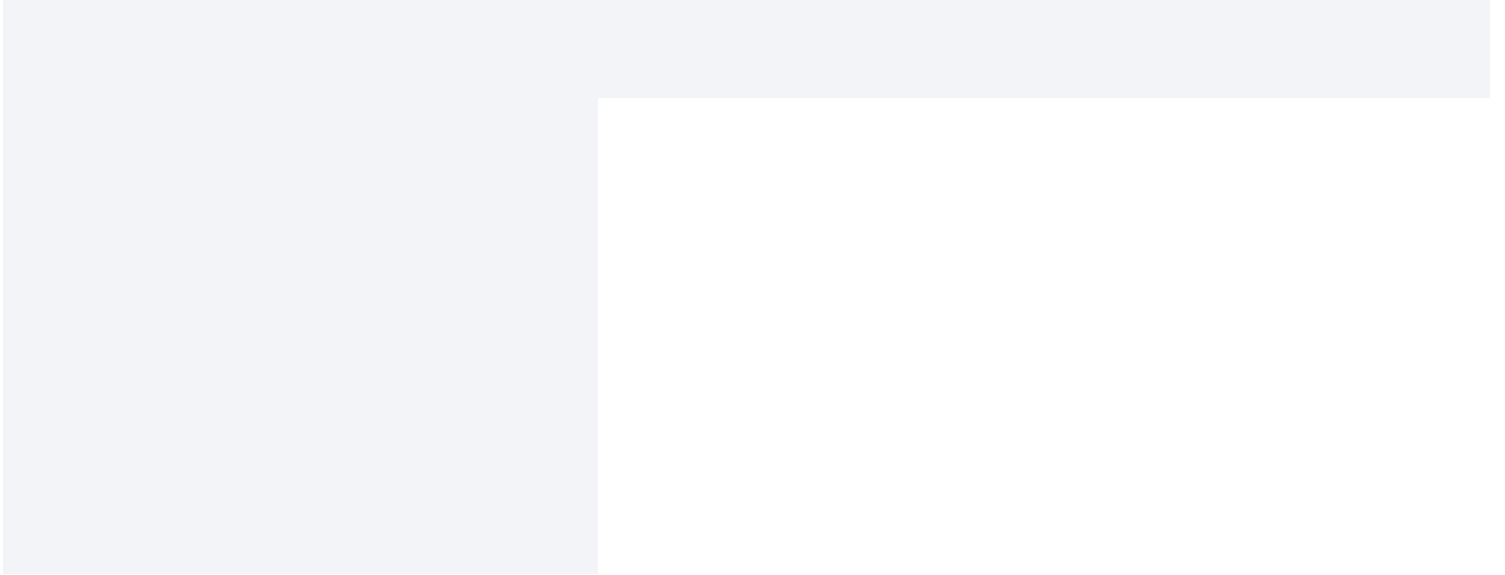



[Redacted]	[Redacted]						
	[Redacted]						

[Redacted]	[Redacted]						
	[Redacted]	[Redacted]	[Redacted]	[Redacted]	[Redacted]	[Redacted]	[Redacted]


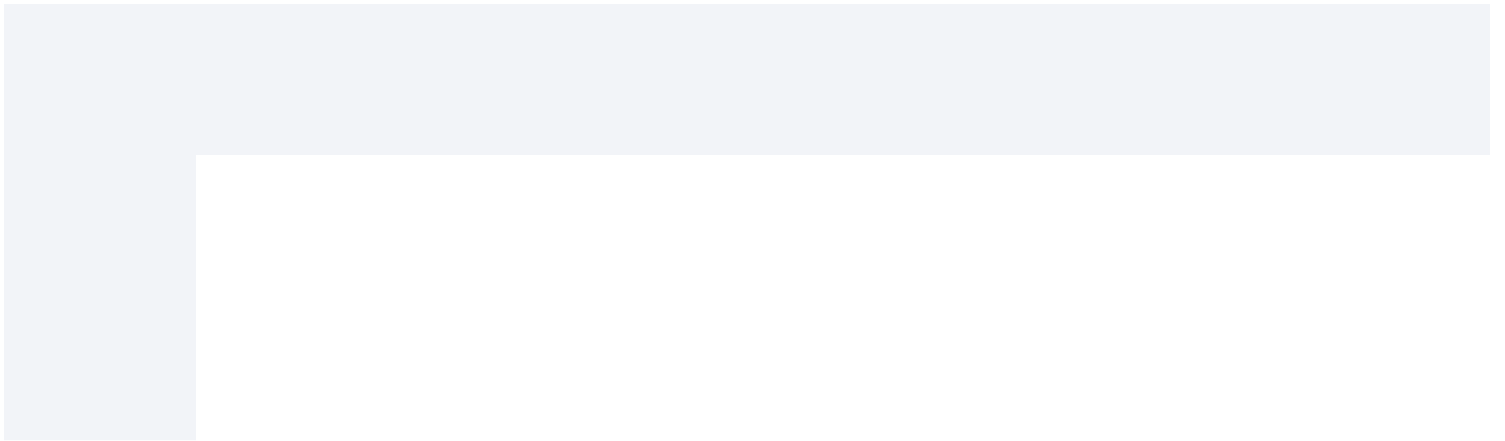
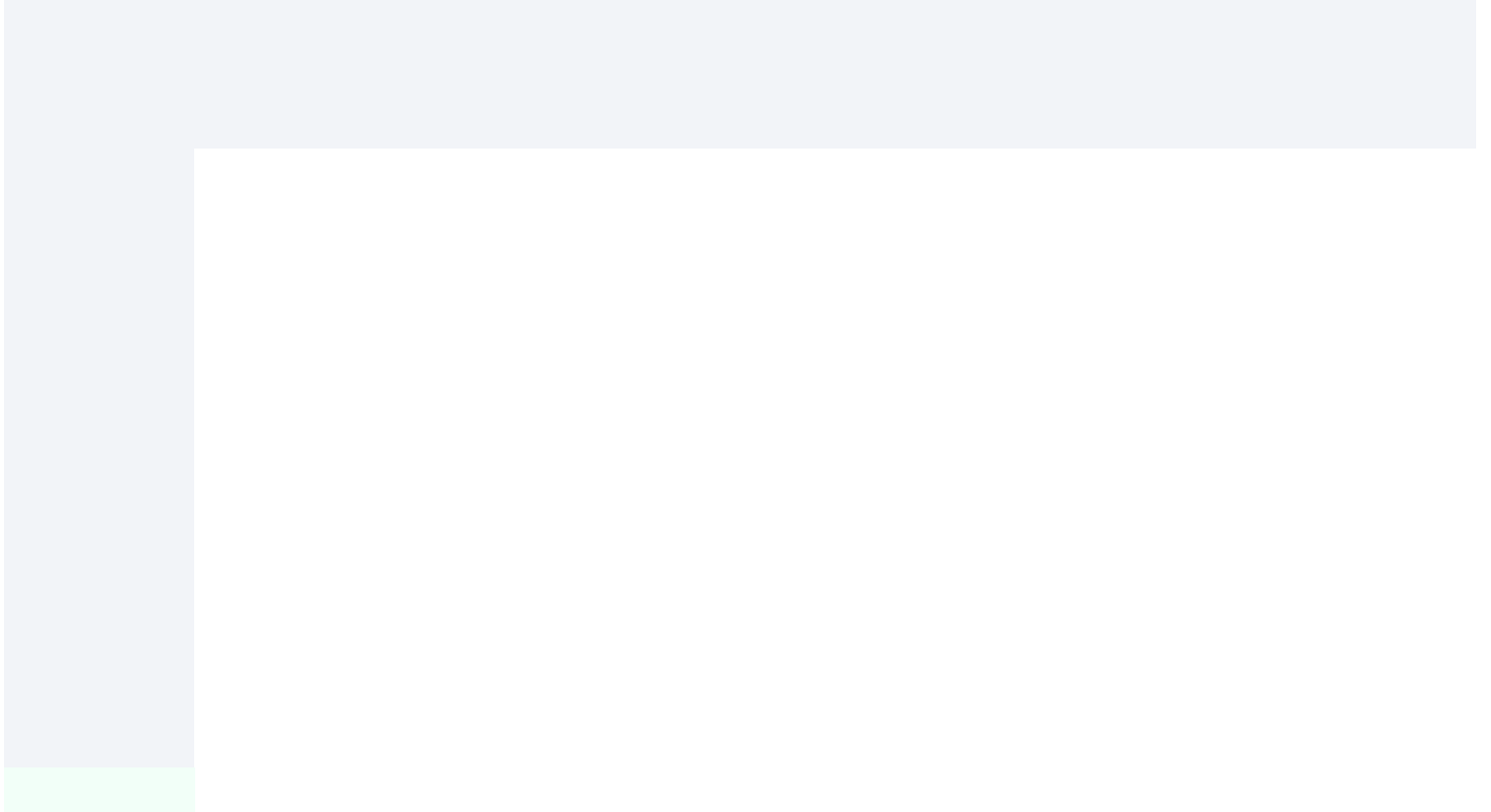
[Redacted]	[Redacted]	[Redacted]	[Redacted]	[Redacted]	[Redacted]	[Redacted]	[Redacted]
[Redacted]	[Redacted]	[Redacted]	[Redacted]	[Redacted]	[Redacted]	[Redacted]	[Redacted]



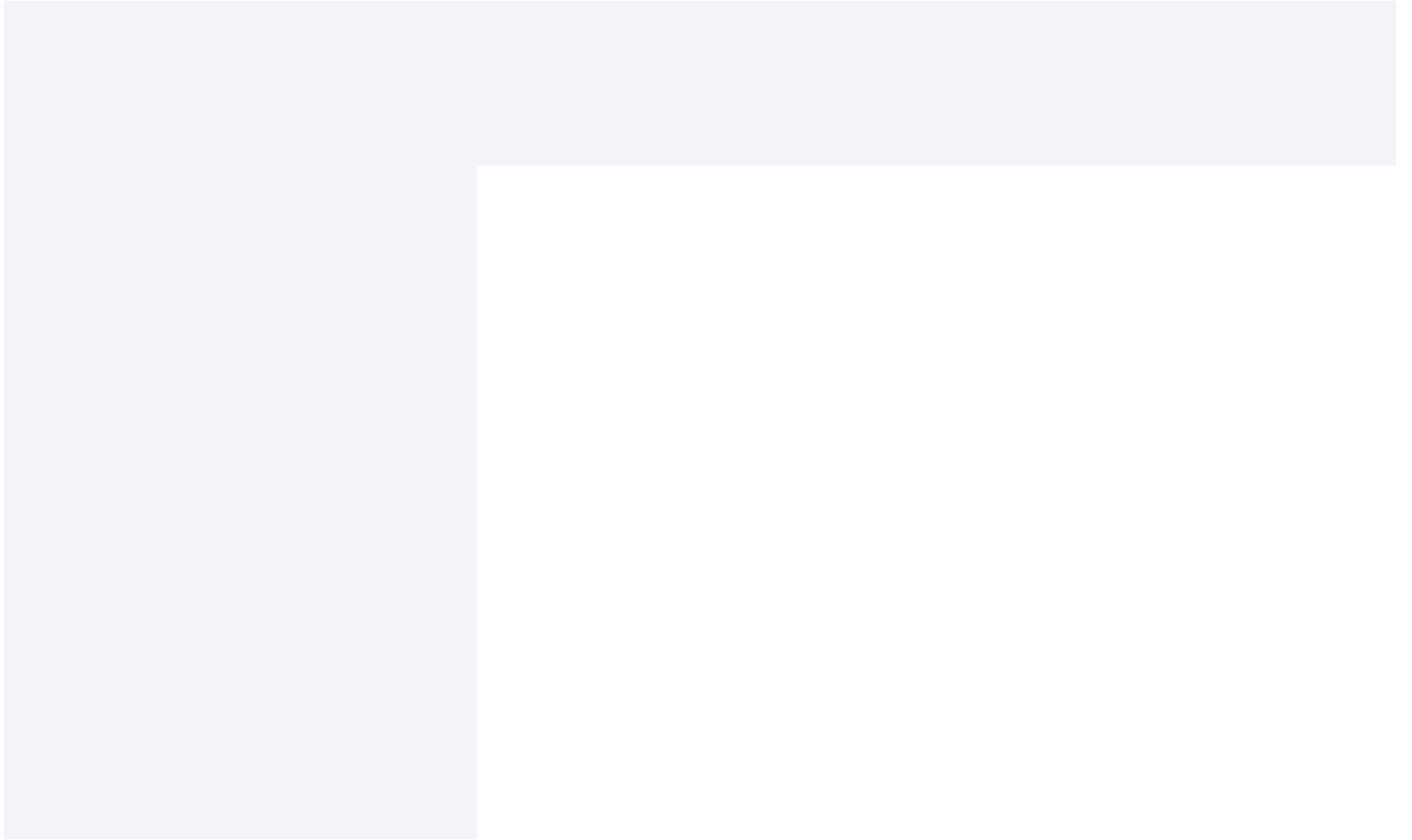




(men+women)						
/	476	976	735	666	948	



Total women	151	3	637	17	13	4,536
Total (men+women)	340	6	775	203	67	8,133
/	380	6	846	210	76	8,338



: (187351)

: 1373511

2 - - // - / / /

Number of Full-time Non-instructional Staff
1, 2021

	(-	/	/	/	/
31-0000 + 33-0000 + 35-0000 + 37-0000 + 39-0000	340		334			6
41-0000	6		6			0
43-0000	775		656			119
45-0000 + 47-0000 + 49-0000	203		203			0
51-0000 + 53-0000	67		67			0
Total			1,266			125
			1,383			135

(187351)

: 1373511

Summary of Full-time Non-medical School Staff
1, 2021

	/						//	/
			/					
			/	/ - /	(/ -)			
/	0	0	0	0	0	0	0	
/ /	0	0	0	0	0		0	
/ - /	0	0	0	0	0		0	
/ - -	0	0	0	0	0		0	
/ / /	744	167	0	509	11		0 1,431	
	0	0	0	122	0		92 214	
/	0	0	0	0	0		0 0	
25-4010	0	0	0	1	0		10 11	
25-4020 // /	1	0	0	25	0		13 39	
25-4030	0	0	0	0	0		16 16	
25-2000 + 25-3000 + 25-9000	0	0	0	7	0		475 482	
11-0000	78	2	0	63	0		239 382	
13-0000 / by qDPcd;Üör" ` ð`	0	0	0	0	0		737 737	

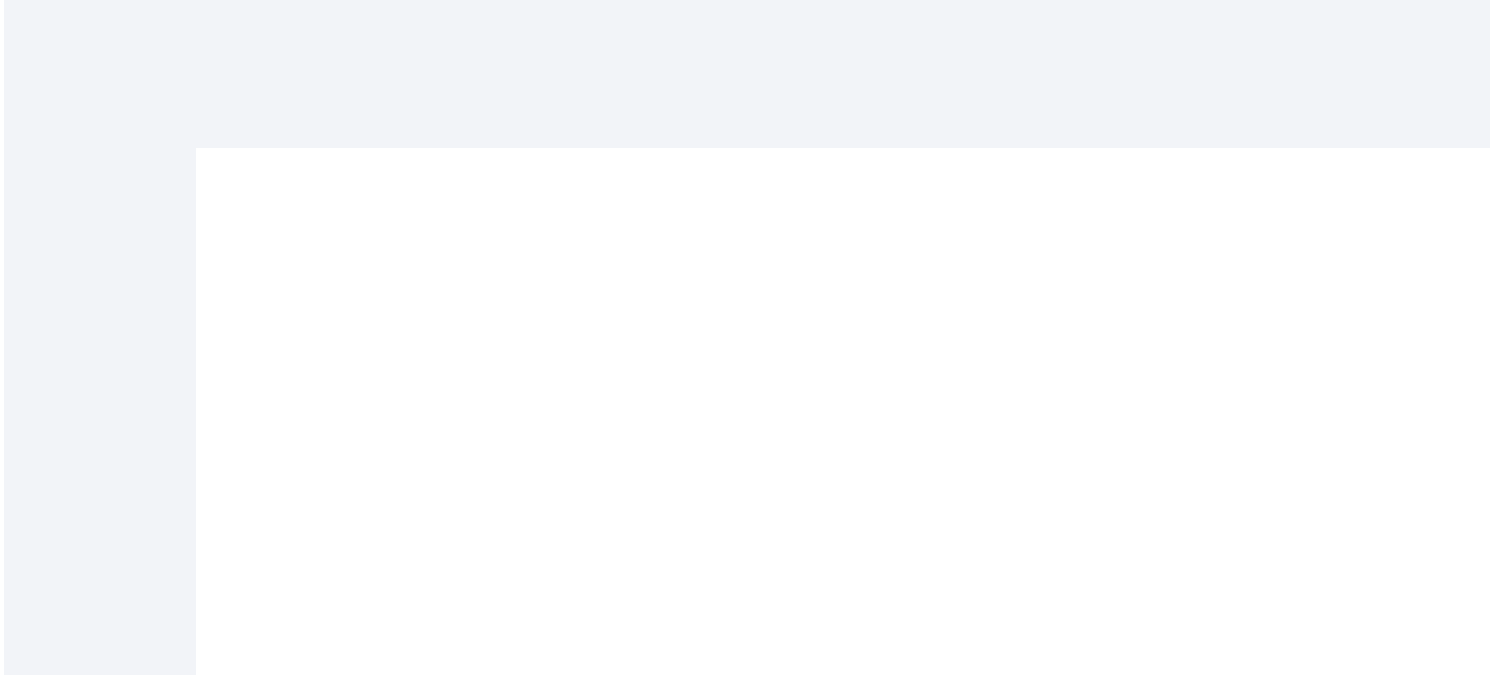
: (137351)
1 - (1 11

: 1373511

:

(187351)

--	--	--	--	--	--	--



Total women	1	0	14	0	0	512
Total (men+women)	1	0	16	0	<input checked="" type="checkbox"/> 0	895
/			16		1	952

:

(187351)

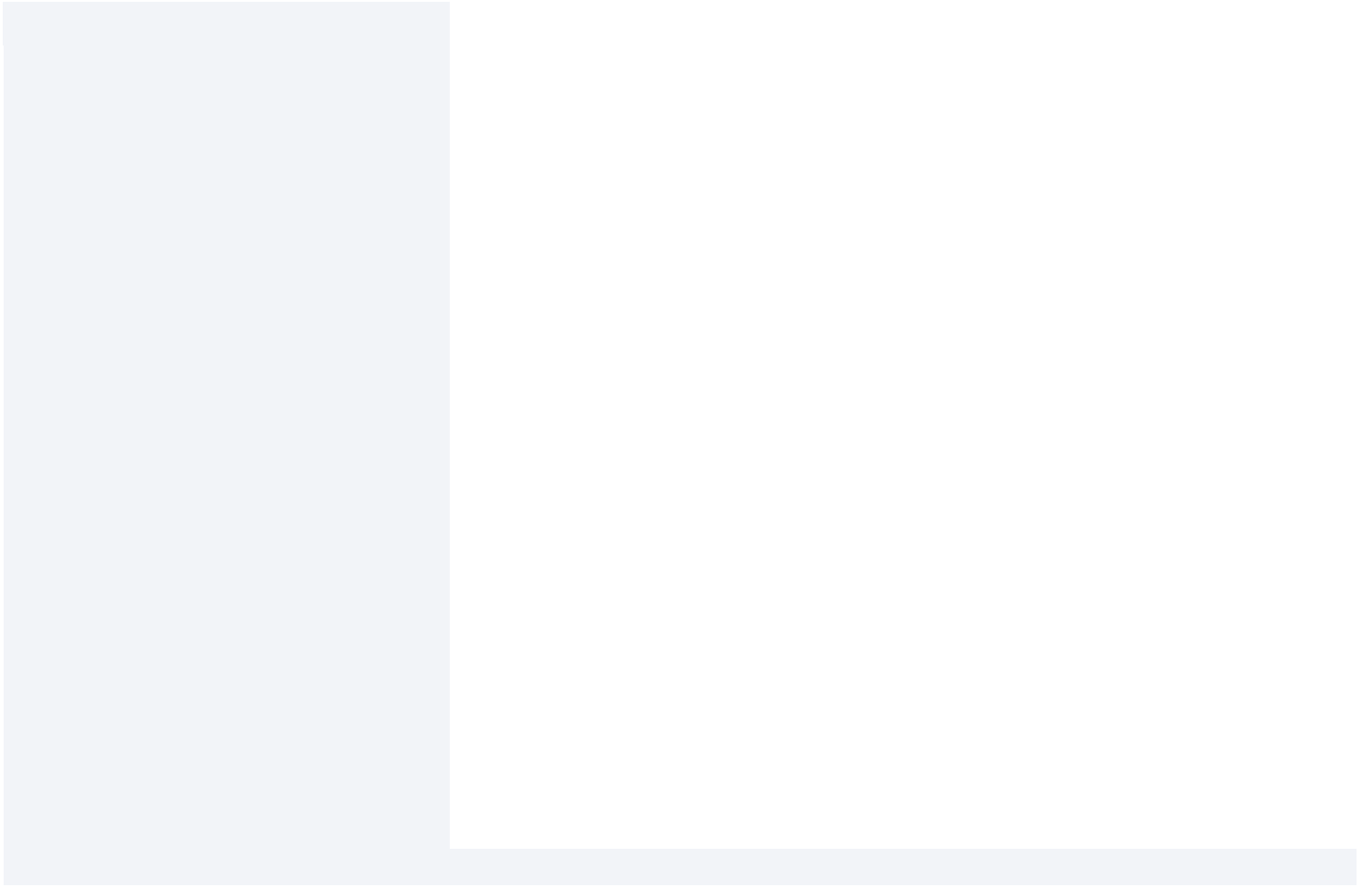
: 1373511


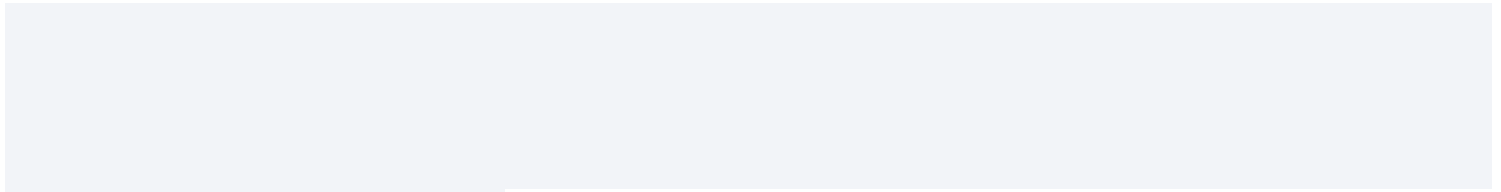
-

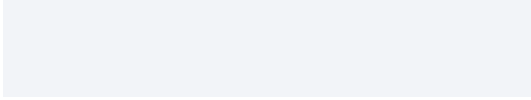
Number of Graduate Assistants


1, 2021

• / / -









--	--	--	--	--	--

:

(137351)

: 1373511

-

:

(137351)

/

: 1373511

Were any staff members difficult to categorize? If so, please explain in the box below.


:

(137351)

: 1373511

Prepared by

• :
• / // // /



Source	Description	Severity	Resolved	Options
Screen: A2 - FT Instructional, Function				
/	/ / - // / / (/ / + (23) 25 49 . / / .(/ #1568)	/		
Screen: B2 - FT Non-instructional, Occupation and Tenure - 1				
/	/ / (33) . (/ #1387)	1	30	/ /
Screen: G2 - Salary Outlays, Instructional Staff				
	\$16,412.60 - // (12) \$6,302,454 / / / . / .(#1635)	/		/
/	2- / / /			
Screen: D - PT Staff, Occupation - 4				
/	/ / (0) . (/ #1387)	1	30	/ /
Screen: E - PT Staff, Occupation and Tenure - 1				
/	/ / (15) . (/ #1387)	19	37	/ /