


Section II - Bachelor's or equivalent degree-seeking subcohort - Completers within 150%

- In the columns below, report the status of the bachelor's degree-seeking subcohort of students listed in Column 10.
- Of the students in Column 10, those who attained a degree or certificate OTHER THAN A BACHELOR'S DEGREE within 150% of the normal time to complete the program as of August 31, 2021 should be reported in either Column 11 or 12, depending on the length of the program completed.
- Of the students in Column 10, those who attained a bachelor's degree or equivalent within 150% of normal time should be reported in Column 18.
- Report Hispanic/Latino individuals of any race as Hispanic/Latino
- Report race for non-Hispanic/Latino individuals only

Screen 1 of 4	Cohort year 2015				
	Bachelor's or equivalent degree-seeking subcohort (Column 10)	Subcohort students who completed their program within 150% of normal time to completion			Total completers within 150% (Column 29)
		Completers of programs of less than 2 academic yrs (or equivalent) (Column 11)	Completers of programs of at least 2 but less than 4 academic yrs (or equivalent) (Column 12)	Completers of bachelor's or equivalent degrees (Column 18)	
<u>Nonresident alien</u>	87				




Institution: University of South Florida (137351)

Section II - Bachelor's completers by length of time to degree

Those students in the bachelor's or equivalent degree-seeking subcohort who attained a bachelor's degree

+	,	, 0	2, 0	1	1
---	---	-----	------	---	---



<u>White</u>	1,477	1,155					

Graduation and transfer-out rates

Screen 1 of 2	Cohort year 2015	
	<u>Graduation rate</u>	<u>Transfer-out rate</u>
Overall Rates (will be displayed on College Navigator)	75	10
Men	70	10
Women	78	11

Graduation rates for students pursuing bachelor's or equivalent degrees			
	4 year graduation rate	5 year graduation rate	6 year graduation rate
Men	49	66	0
Women	67	76	

()			2
<u>Nonresident alien</u>	63	77	

Institution: University of South Florida (137351)

User ID: P1373511

4-year average rates

-

Screen 2 of 2


	2012	2013	2014	2015	4-year Total
<u>Adjusted cohort</u>	1,630	1,682	1,989	1,977	,2
Total					

Institution: University of South Florida (137351)

User ID: P1373511

Prepared by

Reporting Reminders:



Edit Report

Graduation Rates

, 1				
Upload File	The total number of students (men + women) in the revised cohort is outside the expected range based on the initial cohort. Please correct your data or contact the IPEDS Help Desk for assistance. (Error #4109)	Fatal Error	<input type="radio"/>	Yes
Reason	Overridden by administrator. IPEDS reporting ID now reports combined data for multiple previously separate reporting institutions. Consistent with PY. RD			
, 2				
Perform Edits	Warning indicated that it offered other undergraduate degrees or certificates besides a bachelor's or equivalent degree ins			