

0

0

0

0


0

0



0

0





0

0

0




0

0



o

o



o  
o

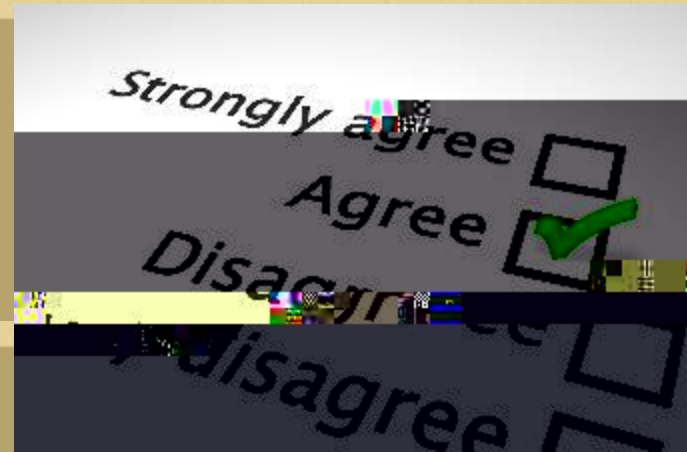




0

0

0





0

0

0



0

0

0

0

0

0

0






0

0











0



## Types of Program Adaptations

### Acceptable Adaptations:

- ◆ Changing language – Translating and/or modifying vocabulary
- ◆ Replacing images to show youth and families that look like the target audience
- ◆ Replacing cultural references
- ◆ Modifying some aspects of content
- ◆ Adding relevant basic content to make the program more relevant to participants.

### Risky Adaptations:

- ◆ Reducing the number, or length, of sessions or the number of participants involved
- ◆ Lowering the level of participation

- ◆ Changing the theoretical approach
- ◆ Using staff or volunteers who are not adequately trained or qualified
- ◆ Using fewer staff members than recommended

## Adaptation Checklist

### What do I do when...I can't follow fidelity 100%?

#### Questions to ask...

1. Am I establishing the right format and objectives for the lesson?
2. Are the students learning and practicing the skills?
3. Am I keeping the protective factors in this activity?
4. Am I making sure to meet the needs that will improve...

0

0

0

0

0

0

0

0

0

0

